



Location: CMA1b - Oil Street Site Office

Report on 24-hour TSP monitoring

Action Level ( $\mu\text{g}/\text{m}^3$ ) - 176.7

Limit Level ( $\mu\text{g}/\text{m}^3$ ) - 260

Date	Sampling Time	Weather Condition	Filter paper no.	Filter Weight, g		Elapse Time, hr		Sampling Time, hr	Flow Rate, $\text{m}^3/\text{min}$			Total Volume, $\text{m}^3$	TSP Level, $\mu\text{g}/\text{m}^3$
				Initial	Final	Initial	Final		Initial, $Q_{si}$	Final, $Q_{sf}$	Average		
1-Jun-16	8:00	Fine	015853	2.8693	2.9650	8229.95	8253.95	24.00	1.15	1.15	1.15	1662	57.6
7-Jun-16	8:00	Cloudy	015984	2.9367	3.0325	8256.95	8280.95	24.00	1.16	1.16	1.16	1671	57.3
13-Jun-16	8:00	Cloudy	016108	2.8212	2.8870	8283.95	8307.95	24.00	1.20	1.20	1.20	1734	37.9
18-Jun-16	8:00	Rainy	016157	2.9071	2.9457	8310.95	8334.95	24.00	1.16	1.16	1.16	1666	23.2
24-Jun-16	8:00	Fine	016062	2.7947	2.8590	8337.96	8361.96	24.00	1.15	1.15	1.15	1661	38.7

Report on 1-hour TSP monitoring

Action Level ( $\mu\text{g}/\text{m}^3$ ) - 320.1

Limit Level ( $\mu\text{g}/\text{m}^3$ ) - 500

Date	Sampling Time	Weather Condition	Filter paper no.	Filter Weight, g		Elapse Time, hr		Sampling Time, hr	Flow Rate, $\text{m}^3/\text{min}$			Total Volume, $\text{m}^3$	TSP Level, $\mu\text{g}/\text{m}^3$
				Initial	Final	Initial	Final		Initial, $Q_{si}$	Final, $Q_{sf}$	Average		
2-Jun-16	8:02	Fine	015988	2.9144	2.9193	8253.95	8254.95	1.00	1.15	1.15	1.15	69	70.8
2-Jun-16	9:05	Fine	015987	2.9251	2.9283	8254.95	8255.95	1.00	1.15	1.15	1.15	69	46.2
2-Jun-16	10:07	Fine	015688	2.8233	2.8261	8255.95	8256.95	1.00	1.15	1.15	1.15	69	40.4
8-Jun-16	8:55	Rainy	016076	2.8275	2.8319	8280.95	8281.95	1.00	1.21	1.21	1.21	73	60.6
8-Jun-16	10:17	Rainy	016073	2.8097	2.8138	8281.95	8282.95	1.00	1.21	1.21	1.21	73	56.5
8-Jun-16	13:00	Rainy	016016	2.8106	2.8172	8282.95	8283.95	1.00	1.21	1.21	1.21	73	90.9
14-Jun-16	8:55	Cloudy	016166	2.9271	2.9308	8307.95	8308.95	1.00	1.20	1.20	1.20	72	51.2
14-Jun-16	10:20	Cloudy	016163	2.8860	2.8891	8308.95	8309.95	1.00	1.20	1.20	1.20	72	42.9
14-Jun-16	13:00	Cloudy	016160	2.8891	2.8918	8309.95	8310.95	1.00	1.20	1.20	1.20	72	37.4
20-Jun-16	9:30	Fine	016154	2.9050	2.9082	8334.95	8335.95	1.00	1.16	1.16	1.16	69	46.2
20-Jun-16	10:55	Fine	016176	2.8687	2.8718	8335.95	8336.95	1.00	1.16	1.16	1.16	69	44.7
20-Jun-16	13:00	Fine	015981	2.9210	2.9249	8336.95	8337.95	1.00	1.16	1.16	1.16	69	56.3
25-Jun-16	8:45	Fine	016248	2.8029	2.8068	8361.96	8362.96	1.00	1.15	1.15	1.15	69	56.3
25-Jun-16	9:58	Fine	016244	2.8240	2.8272	8362.96	8363.96	1.00	1.15	1.15	1.15	69	46.2
25-Jun-16	11:00	Fine	016241	2.8178	2.8343	8363.96	8364.96	1.00	1.15	1.15	1.15	69	238.3



Location: CMA2a - Causeway Bay Community Centre

Report on 24-hour TSP monitoring

Action Level ( $\mu\text{g}/\text{m}^3$ ) - 169.5

Limit Level ( $\mu\text{g}/\text{m}^3$ ) - 260

Date	Sampling Time	Weather Condition	Filter paper no.	Filter Weight, g		Elapse Time, hr		Sampling Time, hr	Flow Rate, $\text{m}^3/\text{min}$			Total Volume, $\text{m}^3$	TSP Level, $\mu\text{g}/\text{m}^3$
				Initial	Final	Initial	Final		Initial, $Q_{si}$	Final, $Q_{sf}$	Average		
1-Jun-16	8:00	Fine	015870	2.9006	2.9314	17889.69	17913.69	24.00	1.13	1.12	1.12	1620	19.0
7-Jun-16	8:00	Cloudy	016003	2.8968	2.9759	17916.69	17940.69	24.00	1.20	1.20	1.20	1726	45.8
13-Jun-16	8:00	Cloudy	016066	2.8275	2.8853	17943.69	17967.69	24.00	1.12	1.12	1.12	1618	35.7
18-Jun-16	8:00	Rainy	016132	2.9202	2.9645	17970.69	17994.69	24.00	1.20	1.19	1.19	1720	25.8
24-Jun-16	8:00	Fine	015792	2.8263	2.8820	17997.69	18021.69	24.00	1.12	1.12	1.12	1619	34.4

Report on 1-hour TSP monitoring

Action Level ( $\mu\text{g}/\text{m}^3$ ) - 323.4

Limit Level ( $\mu\text{g}/\text{m}^3$ ) - 500

Date	Sampling Time	Weather Condition	Filter paper no.	Filter Weight, g		Elapse Time, hr		Sampling Time, hr	Flow Rate, $\text{m}^3/\text{min}$			Total Volume, $\text{m}^3$	TSP Level, $\mu\text{g}/\text{m}^3$
				Initial	Final	Initial	Final		Initial, $Q_{si}$	Final, $Q_{sf}$	Average		
2-Jun-16	9:10	Fine	015836	2.8622	2.8650	17913.69	17914.69	1.00	1.12	1.12	1.12	67	41.5
2-Jun-16	10:37	Fine	016011	2.8916	2.8938	17914.69	17915.69	1.00	1.12	1.12	1.12	67	32.6
2-Jun-16	13:00	Fine	016007	2.8844	2.8889	17915.69	17916.69	1.00	1.12	1.12	1.12	67	66.7
8-Jun-16	8:53	Rainy	015995	2.9152	2.9202	17940.69	17941.69	1.00	1.16	1.16	1.16	70	71.6
8-Jun-16	10:20	Rainy	015991	2.9065	2.9117	17941.69	17942.69	1.00	1.20	1.20	1.20	72	72.5
8-Jun-16	13:00	Rainy	016103	2.8512	2.8559	17942.69	17943.69	1.00	1.16	1.16	1.16	70	67.3
14-Jun-16	9:09	Cloudy	016171	2.8202	2.8243	17967.69	17968.69	1.00	1.12	1.12	1.12	67	60.8
14-Jun-16	10:32	Cloudy	016142	2.9184	2.9211	17968.69	17969.69	1.00	1.12	1.12	1.12	67	40.1
14-Jun-16	13:00	Cloudy	016137	2.8971	2.9005	17969.69	17970.69	1.00	1.12	1.12	1.12	67	50.5
20-Jun-16	9:32	Fine	016117	2.9005	2.9069	17994.69	17995.69	1.00	1.26	1.26	1.26	75	84.8
20-Jun-16	10:57	Fine	016113	2.8231	2.8259	17995.69	17996.69	1.00	1.13	1.13	1.13	68	41.4
20-Jun-16	13:00	Fine	016110	2.8154	2.8172	17996.69	17997.69	1.00	1.13	1.13	1.13	68	26.6
25-Jun-16	8:43	Fine	016213	2.8707	2.8775	18021.69	18022.69	1.00	1.12	1.12	1.12	67	100.8
25-Jun-16	10:04	Fine	016209	2.8757	2.8793	18022.69	18023.69	1.00	1.12	1.12	1.12	67	53.4
25-Jun-16	13:00	Fine	016205	2.8749	2.8783	18023.69	18024.69	1.00	1.12	1.12	1.12	67	50.4



Location: CMA3a - CWB PRE Site Office Area

Report on 24-hour TSP monitoring  
 Action Level ( $\mu\text{g}/\text{m}^3$ ) - 171  
 Limit Level ( $\mu\text{g}/\text{m}^3$ ) - 260

Date	Sampling Time	Weather Condition	Filter paper no.	Filter Weight, g		Elapse Time, hr		Sampling Time, hr	Flow Rate, $\text{m}^3/\text{min}$			Total Volume, $\text{m}^3$	TSP Level, $\mu\text{g}/\text{m}^3$
				Initial	Final	Initial	Final		Initial, $Q_{si}$	Final, $Q_{sf}$	Average		
1-Jun-16	8:00	Fine	015852	2.8796	2.9822	5364.15	5388.15	24.00	1.24	1.24	1.24	1787	57.4
7-Jun-16	8:00	Cloudy	015983	2.9166	2.9778	5391.15	5415.15	24.00	1.19	1.19	1.19	1715	35.7
13-Jun-16	8:00	Cloudy	016014	2.9078	2.9455	5418.15	5442.15	24.00	1.12	1.12	1.12	1619	23.3
18-Jun-16	8:00	Rainy	016158	2.8928	2.9556	5445.15	5469.15	24.00	1.25	1.24	1.24	1792	35.0
24-Jun-16	8:00	Fine	016063	2.8020	2.9143	5472.54	5496.54	24.00	1.12	1.13	1.12	1620	69.3

Report on 1-hour TSP monitoring  
 Action Level ( $\mu\text{g}/\text{m}^3$ ) - 311.3  
 Limit Level ( $\mu\text{g}/\text{m}^3$ ) - 500

Date	Sampling Time	Weather Condition	Filter paper no.	Filter Weight, g		Elapse Time, hr		Sampling Time, hr	Flow Rate, $\text{m}^3/\text{min}$			Total Volume, $\text{m}^3$	TSP Level, $\mu\text{g}/\text{m}^3$
				Initial	Final	Initial	Final		Initial, $Q_{si}$	Final, $Q_{sf}$	Average		
2-Jun-16	8:55	Fine	015989	2.9050	2.9072	5388.15	5389.15	1.00	1.13	1.13	1.13	68	32.6
2-Jun-16	10:00	Fine	015986	2.9205	2.9227	5389.15	5390.15	1.00	1.13	1.13	1.13	68	32.6
2-Jun-16	13:00	Fine	015689	2.8257	2.8271	5390.15	5391.15	1.00	1.13	1.13	1.13	68	20.7
8-Jun-16	8:40	Rainy	016077	2.8317	2.8372	5415.15	5416.15	1.00	1.25	1.25	1.25	75	73.6
8-Jun-16	10:05	Rainy	016074	2.8258	2.8308	5416.15	5417.15	1.00	1.25	1.25	1.25	75	66.9
8-Jun-16	13:00	Rainy	016017	2.8247	2.8306	5417.15	5418.15	1.00	1.25	1.25	1.25	75	78.9
14-Jun-16	8:35	Cloudy	016167	2.9152	2.9184	5442.15	5443.15	1.00	1.12	1.12	1.12	67	47.4
14-Jun-16	10:05	Cloudy	016164	2.9225	2.9278	5443.15	5444.15	1.00	1.18	1.18	1.18	71	74.7
14-Jun-16	13:00	Cloudy	016161	2.9088	2.9124	5444.15	5445.15	1.00	1.24	1.24	1.24	74	48.4
20-Jun-16	9:15	Fine	016155	2.9059	2.9147	5469.17	5470.17	1.00	1.24	1.24	1.24	75	118.0
20-Jun-16	10:30	Fine	016152	2.9185	2.9264	5470.54	5471.54	1.00	1.24	1.24	1.24	75	106.0
20-Jun-16	13:00	Fine	016175	2.8961	2.9071	5471.54	5472.54	1.00	1.18	1.18	1.18	71	154.7
25-Jun-16	8:20	Fine	016057	2.8010	2.8051	5496.54	5497.54	1.00	1.24	1.24	1.24	74	55.1
25-Jun-16	9:50	Fine	016246	2.8084	2.8165	5497.54	5498.54	1.00	1.24	1.24	1.24	74	108.8
25-Jun-16	10:55	Fine	016242	2.8125	2.8185	5498.54	5499.54	1.00	1.24	1.24	1.24	74	80.6



Location: CMA4a - SPCA

Report on 24-hour TSP monitoring

Action Level ( $\mu\text{g}/\text{m}^3$ ) - 171.2  
Limit Level ( $\mu\text{g}/\text{m}^3$ ) - 260

Date	Sampling Time	Weather Condition	Filter paper no.	Filter Weight, g		Elapse Time, hr		Sampling Time, hr	Flow Rate, $\text{m}^3/\text{min}$			Total Volume, $\text{m}^3$	TSP Level, $\mu\text{g}/\text{m}^3$
				Initial	Final	Initial	Final		Initial, $Q_{si}$	Final, $Q_{sf}$	Average		
1-Jun-16	8:00	Fine	015869	2.8946	2.9540	22148.23	22172.23	24.00	1.28	1.28	1.28	1839	32.3
7-Jun-16	8:00	Cloudy	016004	2.8972	2.9573	22175.23	22199.23	24.00	1.29	1.28	1.28	1848	32.5
13-Jun-16	8:00	Cloudy	016065	2.8028	2.8756	22202.24	22226.24	24.00	1.28	1.28	1.28	1838	39.6
18-Jun-16	8:00	Rainy	016134	2.8970	2.9385	22229.24	22253.24	24.00	1.33	1.33	1.33	1917	21.6
24-Jun-16	8:00	Fine	015794	2.8210	2.8783	22256.24	22280.24	24.00	1.28	1.28	1.28	1838	31.2

Report on 1-hour TSP monitoring

Action Level ( $\mu\text{g}/\text{m}^3$ ) - 312.5  
Limit Level ( $\mu\text{g}/\text{m}^3$ ) - 500

Date	Sampling Time	Weather Condition	Filter paper no.	Filter Weight, g		Elapse Time, hr		Sampling Time, hr	Flow Rate, $\text{m}^3/\text{min}$			Total Volume, $\text{m}^3$	TSP Level, $\mu\text{g}/\text{m}^3$
				Initial	Final	Initial	Final		Initial, $Q_{si}$	Final, $Q_{sf}$	Average		
2-Jun-16	8:53	Fine	015837	2.8729	2.8765	22172.23	22173.23	1.00	1.28	1.28	1.28	77	47.0
2-Jun-16	10:21	Fine	016012	2.9009	2.9044	22173.23	22174.23	1.00	1.28	1.28	1.28	77	45.7
2-Jun-16	13:00	Fine	016008	2.8831	2.8867	22174.23	22175.23	1.00	1.28	1.28	1.28	77	47.0
8-Jun-16	8:39	Rainy	015996	2.8798	2.8837	22199.23	22200.23	1.00	1.28	1.28	1.28	77	50.7
8-Jun-16	10:03	Rainy	015992	2.9186	2.9213	22200.23	22201.23	1.00	1.28	1.28	1.28	77	35.1
8-Jun-16	13:00	Rainy	016104	2.8173	2.8201	22201.23	22202.23	1.00	1.28	1.28	1.28	77	36.4
14-Jun-16	8:37	Cloudy	016069	2.8068	2.8097	22226.24	22227.24	1.00	1.28	1.28	1.28	77	37.9
14-Jun-16	10:06	Cloudy	016144	2.8944	2.8978	22227.24	22228.24	1.00	1.28	1.28	1.28	77	44.4
14-Jun-16	13:00	Cloudy	016139	2.9033	2.9066	22228.24	22229.24	1.00	1.28	1.28	1.28	77	43.1
20-Jun-16	9:15	Fine	016118	2.9122	2.9141	22253.24	22254.24	1.00	1.28	1.28	1.28	77	24.8
20-Jun-16	10:39	Fine	016114	2.7917	2.7934	22254.24	22255.24	1.00	1.28	1.28	1.28	77	22.2
20-Jun-16	13:00	Fine	016111	2.8208	2.8230	22255.24	22256.24	1.00	1.28	1.28	1.28	77	28.7
25-Jun-16	8:27	Fine	016214	2.8817	2.8842	22280.24	22281.24	1.00	1.28	1.28	1.28	77	32.6
25-Jun-16	9:49	Fine	016210	2.8666	2.8695	22281.24	22282.24	1.00	1.28	1.28	1.28	77	37.9
25-Jun-16	10:56	Fine	016206	2.8816	2.8874	22282.24	22283.24	1.00	1.28	1.28	1.28	77	75.7



Location: CMA5b - Pedestrian Plaza

Report on 24-hour TSP monitoring

Action Level ( $\mu\text{g}/\text{m}^3$ ) - 181  
Limit Level ( $\mu\text{g}/\text{m}^3$ ) - 260

Date	Sampling Time	Weather Condition	Filter paper no.	Filter Weight, g		Elapse Time, hr		Sampling Time, hr	Flow Rate, $\text{m}^3/\text{min}$			Total Volume, $\text{m}^3$	TSP Level, $\mu\text{g}/\text{m}^3$
				Initial	Final	Initial	Final		Initial, $Q_{si}$	Final, $Q_{sf}$	Average		
1-Jun-16	8:00	Fine	015868	2.9011	2.9979	6692.66	6716.66	24.00	0.84	0.84	0.84	1205	80.3
7-Jun-16	8:00	Cloudy	016005	2.9147	3.0574	6719.67	6743.67	24.00	0.85	0.84	0.85	1219	117.1
13-Jun-16	8:00	Cloudy	016101	2.8216	2.9198	6746.67	6770.67	24.00	0.84	0.76	0.80	1150	85.4
18-Jun-16	8:00	Rainy	016135	2.9060	2.9695	6773.67	6797.67	24.00	0.70	0.69	0.69	1000	63.5
24-Jun-16	8:00	Fine	015795	2.7962	2.9235	6800.68	6824.68	24.00	0.69	0.69	0.69	994	128.1

Report on 1-hour TSP monitoring

Action Level ( $\mu\text{g}/\text{m}^3$ ) - 332  
Limit Level ( $\mu\text{g}/\text{m}^3$ ) - 500

Date	Sampling Time	Weather Condition	Filter paper no.	Filter Weight, g		Elapse Time, hr		Sampling Time, hr	Flow Rate, $\text{m}^3/\text{min}$			Total Volume, $\text{m}^3$	TSP Level, $\mu\text{g}/\text{m}^3$
				Initial	Final	Initial	Final		Initial, $Q_{si}$	Final, $Q_{sf}$	Average		
2-Jun-16	8:42	Fine	015838	2.8772	2.8870	6716.66	6717.66	1.00	0.84	0.84	0.84	50	195.3
2-Jun-16	10:11	Fine	015834	2.8641	2.8684	6717.66	6718.66	1.00	0.84	0.84	0.84	50	85.7
2-Jun-16	13:00	Fine	016009	2.8883	2.8958	6718.66	6719.66	1.00	0.84	0.84	0.84	50	149.5
8-Jun-16	8:27	Rainy	015997	2.8950	2.9027	6743.67	6744.67	1.00	0.84	0.84	0.84	51	152.2
8-Jun-16	9:52	Rainy	015993	2.8916	2.8993	6744.67	6745.67	1.00	0.84	0.84	0.84	51	152.2
8-Jun-16	13:00	Rainy	016105	2.7916	2.8006	6745.67	6746.67	1.00	0.84	0.84	0.84	51	177.9
14-Jun-16	8:24	Cloudy	016068	2.8255	2.8305	6770.67	6771.67	1.00	0.83	0.83	0.83	50	99.8
14-Jun-16	9:28	Cloudy	016145	2.8846	2.8919	6771.67	6772.67	1.00	0.83	0.83	0.83	50	145.7
14-Jun-16	13:00	Cloudy	016140	2.9136	2.9211	6772.67	6773.67	1.00	0.83	0.83	0.83	50	149.7
20-Jun-16	9:06	Fine	016119	2.9063	2.9100	6797.68	6798.68	1.00	0.77	0.69	0.73	44	84.6
20-Jun-16	10:28	Fine	016115	2.8792	2.8819	6798.68	6799.68	1.00	0.69	0.69	0.69	42	65.0
20-Jun-16	13:00	Fine	016112	2.8227	2.8285	6799.68	6800.68	1.00	0.69	0.69	0.69	42	139.6
25-Jun-16	8:16	Fine	016215	2.8508	2.8625	6824.68	6825.68	1.00	0.69	0.69	0.69	41	282.5
25-Jun-16	9:19	Fine	016211	2.8729	2.8805	6825.68	6826.68	1.00	0.69	0.69	0.69	41	183.5
25-Jun-16	10:44	Fine	016207	2.8765	2.8860	6826.68	6827.68	1.00	0.69	0.69	0.69	41	229.4



Location: MA1e - International Finance Centre (Eastern Wing)

Report on 24-hour TSP monitoring

Action Level ( $\mu\text{g}/\text{m}^3$ ) - 173.4

Limit Level ( $\mu\text{g}/\text{m}^3$ ) - 260

Date	Sampling Time	Weather Condition	Filter paper no.	Filter Weight, g		Elapse Time, hr		Sampling Time, hr	Flow Rate, $\text{m}^3/\text{min}$			Total Volume, $\text{m}^3$	TSP Level, $\mu\text{g}/\text{m}^3$
				Initial	Final	Initial	Final		Initial, $Q_{si}$	Final, $Q_{sf}$	Average		
1-Jun-16	8:00	Fine	015890	2.8918	2.9569	18831.71	18855.71	24.00	1.21	1.21	1.21	1748	37.3
7-Jun-16	8:00	Cloudy	016019	2.8146	2.8662	18858.71	18882.71	24.00	1.22	1.22	1.22	1757	29.4
13-Jun-16	8:00	Cloudy	016083	2.8202	2.8940	18885.71	18909.71	24.00	1.21	1.21	1.21	1746	42.3
18-Jun-16	8:00	Rainy	016150	2.8804	2.9311	18912.71	18936.71	24.00	1.22	1.22	1.22	1751	29.0
24-Jun-16	8:00	Fine	016125	2.8894	2.9660	18939.71	18963.71	24.00	1.21	1.21	1.21	1746	43.9

Report on 1-hour TSP monitoring

Action Level ( $\mu\text{g}/\text{m}^3$ ) - 325.1

Limit Level ( $\mu\text{g}/\text{m}^3$ ) - 500

Date	Sampling Time	Weather Condition	Filter paper no.	Filter Weight, g		Elapse Time, hr		Sampling Time, hr	Flow Rate, $\text{m}^3/\text{min}$			Total Volume, $\text{m}^3$	TSP Level, $\mu\text{g}/\text{m}^3$
				Initial	Final	Initial	Final		Initial, $Q_{si}$	Final, $Q_{sf}$	Average		
2-Jun-16	8:30	Fine	016028	2.8219	2.8258	18855.71	18856.71	1.00	1.21	1.21	1.21	73	53.6
2-Jun-16	9:37	Fine	016025	2.8176	2.8202	18856.71	18857.71	1.00	1.21	1.21	1.21	73	35.7
2-Jun-16	10:45	Fine	016022	2.8048	2.8064	18857.71	18858.71	1.00	1.21	1.21	1.21	73	22.0
8-Jun-16	8:01	Rainy	015887	2.8912	2.8940	18882.71	18883.71	1.00	1.22	1.22	1.22	73	38.3
8-Jun-16	9:02	Rainy	016089	2.8061	2.8094	18883.71	18884.71	1.00	1.22	1.22	1.22	73	45.2
8-Jun-16	10:04	Rainy	016086	2.8368	2.8411	18884.71	18885.71	1.00	1.22	1.22	1.22	73	58.9
14-Jun-16	8:01	Cloudy	016080	2.8129	2.8152	18909.71	18910.71	1.00	1.21	1.21	1.21	73	31.6
14-Jun-16	9:02	Cloudy	016173	2.8868	2.8885	18910.71	18911.71	1.00	1.21	1.21	1.21	73	23.4
14-Jun-16	10:04	Cloudy	016170	2.8945	2.8955	18911.71	18912.71	1.00	1.21	1.21	1.21	73	13.8
20-Jun-16	8:01	Fine	016148	2.9053	2.9078	18936.71	18937.71	1.00	1.21	1.21	1.21	73	34.3
20-Jun-16	9:02	Fine	015658	2.8221	2.8238	18937.71	18938.71	1.00	1.21	1.21	1.21	73	23.3
20-Jun-16	10:04	Fine	016128	2.9150	2.9162	18938.71	18939.71	1.00	1.21	1.21	1.21	73	16.5
25-Jun-16	8:01	Fine	016122	2.9075	2.9104	18963.71	18964.71	1.00	1.21	1.21	1.21	73	39.8
25-Jun-16	9:02	Fine	015782	2.8193	2.8220	18964.71	18965.71	1.00	1.21	1.21	1.21	73	37.1
25-Jun-16	10:04	Fine	015779	2.8110	2.8148	18965.71	18966.71	1.00	1.21	1.21	1.21	73	52.2



Location: MA1w - International Finance Centre (Western Wing)

Report on 24-hour TSP monitoring

Action Level ( $\mu\text{g}/\text{m}^3$ ) - 173.4  
Limit Level ( $\mu\text{g}/\text{m}^3$ ) - 260

Date	Sampling Time	Weather Condition	Filter paper no.	Filter Weight, g		Elapse Time, hr		Sampling Time, hr	Flow Rate, $\text{m}^3/\text{min}$			Total Volume, $\text{m}^3$	TSP Level, $\mu\text{g}/\text{m}^3$
				Initial	Final	Initial	Final		Initial, $Q_{si}$	Final, $Q_{sf}$	Average		
1-Jun-16	8:00	Fine	015889	2.8796	2.9418	18857.10	18881.10	24.00	1.20	1.20	1.20	1724	36.1
8-Jun-16	11:30	Rainy	016082	2.8098	2.8440	18887.15	18911.15	24.00	1.20	1.20	1.20	1728	19.8
13-Jun-16	8:00	Cloudy	016109	2.8230	2.8869	18911.16	18935.16	24.00	1.20	1.20	1.20	1722	37.1
18-Jun-16	8:00	Rainy	016151	2.9093	2.9552	18938.16	18962.16	24.00	1.20	1.20	1.20	1727	26.6
24-Jun-16	8:00	Fine	016124	2.8936	2.9386	18965.16	18989.16	24.00	1.20	1.20	1.20	1723	26.1

Remarks: Due to interruption of electricity, the 24hr TSP was rescheduled from 7 June 2016 to 8 June 2016.

Report on 1-hour TSP monitoring

Action Level ( $\mu\text{g}/\text{m}^3$ ) - 325.1  
Limit Level ( $\mu\text{g}/\text{m}^3$ ) - 500

Date	Sampling Time	Weather Condition	Filter paper no.	Filter Weight, g		Elapse Time, hr		Sampling Time, hr	Flow Rate, $\text{m}^3/\text{min}$			Total Volume, $\text{m}^3$	TSP Level, $\mu\text{g}/\text{m}^3$
				Initial	Final	Initial	Final		Initial, $Q_{si}$	Final, $Q_{sf}$	Average		
2-Jun-16	8:25	Fine	016029	2.8241	2.8276	18881.10	18882.10	1.00	1.20	1.20	1.20	72	48.7
2-Jun-16	9:27	Fine	016026	2.8035	2.8082	18882.10	18883.10	1.00	1.20	1.20	1.20	72	65.5
2-Jun-16	10:30	Fine	016023	2.8102	2.8133	18883.10	18884.10	1.00	1.20	1.20	1.20	72	43.2
8-Jun-16	8:05	Rainy	015886	2.8725	2.8754	18884.15	18885.15	1.00	1.20	1.20	1.20	72	40.2
8-Jun-16	9:07	Rainy	016088	2.8248	2.8276	18885.15	18886.15	1.00	1.20	1.20	1.20	72	38.9
8-Jun-16	10:09	Rainy	016085	2.8255	2.8288	18886.15	18887.15	1.00	1.20	1.20	1.20	72	45.8
14-Jun-16	8:05	Cloudy	016079	2.8195	2.8216	18935.16	18936.16	1.00	1.20	1.20	1.20	72	29.3
14-Jun-16	9:07	Cloudy	016172	2.8945	2.8966	18936.16	18937.16	1.00	1.20	1.20	1.20	72	29.3
14-Jun-16	10:09	Cloudy	016169	2.8919	2.8934	18937.16	18938.16	1.00	1.20	1.20	1.20	72	20.9
20-Jun-16	8:05	Fine	016147	2.9037	2.9050	18962.16	18963.16	1.00	1.20	1.20	1.20	72	18.1
20-Jun-16	9:07	Fine	016130	2.9125	2.9142	18963.16	18964.16	1.00	1.20	1.20	1.20	72	23.6
20-Jun-16	10:09	Fine	016127	2.8951	2.8965	18964.16	18965.16	1.00	1.20	1.20	1.20	72	19.5
25-Jun-16	8:05	Fine	016121	2.9018	2.9053	18989.16	18990.16	1.00	1.20	1.20	1.20	72	48.7
25-Jun-16	9:07	Fine	015781	2.8190	2.8214	18990.16	18991.16	1.00	1.20	1.20	1.20	72	33.4
25-Jun-16	10:09	Fine	015778	2.8111	2.8136	18991.16	18992.16	1.00	1.20	1.20	1.20	72	34.8



Location: CMA1b - Oil Street Site Office

Report on 24-hour TSP monitoring

Action Level ( $\mu\text{g}/\text{m}^3$ ) - 176.7

Limit Level ( $\mu\text{g}/\text{m}^3$ ) - 260

Date	Sampling Time	Weather Condition	Filter paper no.	Filter Weight, g		Elapse Time, hr		Sampling Time, hr	Flow Rate, $\text{m}^3/\text{min}$			Total Volume, $\text{m}^3$	TSP Level, $\mu\text{g}/\text{m}^3$
				Initial	Final	Initial	Final		Initial, $Q_{si}$	Final, $Q_{sf}$	Average		
29-Jun-16	8:00	Rainy	016238	2.8413	2.9058	8364.96	8388.96	24.00	1.16	1.16	1.16	1665	38.7
6-Jul-16	15:20	Rainy	015677	2.8549	2.9660	8406.84	8430.84	24.00	1.16	1.15	1.16	1665	66.7
11-Jul-16	8:00	Cloudy	016428	2.9003	2.9591	8430.84	8454.84	24.00	1.15	1.16	1.15	1663	35.4
16-Jul-16	8:00	Fine	016394	2.8472	2.9268	8457.88	8481.88	24.00	1.12	1.12	1.12	1609	49.5
22-Jul-16	8:00	Fine	015591	2.8292	2.9008	8484.88	8508.88	24.00	1.12	1.12	1.12	1612	44.4

Remarks: Due to interruption of electricity, the 24hr TSP was rescheduled from 5 July 2016 to 6 July 2016.

Report on 1-hour TSP monitoring

Action Level ( $\mu\text{g}/\text{m}^3$ ) - 320.1

Limit Level ( $\mu\text{g}/\text{m}^3$ ) - 500

Date	Sampling Time	Weather Condition	Filter paper no.	Filter Weight, g		Elapse Time, hr		Sampling Time, hr	Flow Rate, $\text{m}^3/\text{min}$			Total Volume, $\text{m}^3$	TSP Level, $\mu\text{g}/\text{m}^3$
				Initial	Final	Initial	Final		Initial, $Q_{si}$	Final, $Q_{sf}$	Average		
30-Jun-16	9:25	Cloudy	016235	2.8413	2.8441	8388.96	8389.96	1.00	1.16	1.16	1.16	69	40.4
30-Jun-16	13:00	Cloudy	016229	2.8323	2.8376	8389.96	8390.96	1.00	1.16	1.16	1.16	69	76.4
30-Jun-16	16:40	Cloudy	015763	2.8259	2.8342	8390.96	8391.96	1.00	1.16	1.16	1.16	69	119.7
6-Jul-16	9:35	Rainy	015686	2.8314	2.8339	8403.82	8404.82	1.00	1.16	1.16	1.16	70	35.9
6-Jul-16	11:00	Rainy	015683	2.8354	2.8364	8404.82	8405.82	1.00	1.16	1.16	1.16	70	14.4
6-Jul-16	13:00	Rainy	015680	2.8334	2.8353	8405.82	8406.82	1.00	1.16	1.16	1.16	70	27.3
12-Jul-16	9:05	Cloudy	015674	2.8574	2.8586	8454.88	8455.88	1.00	1.16	1.16	1.16	69	17.3
12-Jul-16	10:35	Cloudy	016390	2.8594	2.8615	8455.88	8456.88	1.00	1.16	1.16	1.16	69	30.3
12-Jul-16	13:00	Cloudy	016393	2.8341	2.8369	8456.88	8457.88	1.00	1.16	1.16	1.16	69	40.4
18-Jul-16	9:15	Fine	016401	2.8518	2.8591	8481.88	8482.88	1.00	1.12	1.12	1.12	67	108.8
18-Jul-16	10:50	Fine	016404	2.8614	2.8687	8482.88	8483.88	1.00	1.12	1.12	1.12	67	108.8
18-Jul-16	13:00	Fine	015593	2.8521	2.8612	8483.88	8484.88	1.00	1.12	1.12	1.12	67	135.6
23-Jul-16	9:03	Fine	016643	2.9036	2.9073	8508.88	8509.88	1.00	1.12	1.12	1.12	67	55.1
23-Jul-16	10:25	Fine	016640	2.8969	2.9039	8509.88	8510.88	1.00	1.12	1.12	1.12	67	104.3
23-Jul-16	13:00	Fine	016637	2.8934	2.9063	8510.88	8511.88	1.00	1.12	1.12	1.12	67	192.1





Location: CMA2a - Causeway Bay Community Centre

Report on 24-hour TSP monitoring

Action Level ( $\mu\text{g}/\text{m}^3$ ) - 169.5

Limit Level ( $\mu\text{g}/\text{m}^3$ ) - 260

Date	Sampling Time	Weather Condition	Filter paper no.	Filter Weight, g		Elapse Time, hr		Sampling Time, hr	Flow Rate, $\text{m}^3/\text{min}$			Total Volume, $\text{m}^3$	TSP Level, $\mu\text{g}/\text{m}^3$
				Initial	Final	Initial	Final		Initial, $Q_{si}$	Final, $Q_{sf}$	Average		
29-Jun-16	8:00	Rainy	016201	2.8760	2.9308	18024.69	18048.69	24.00	1.13	1.13	1.13	1624	33.7
5-Jul-16	8:00	Cloudy	015764	2.8299	2.9017	18051.69	18075.69	24.00	1.26	1.26	1.26	1817	39.5
11-Jul-16	8:00	Cloudy	016429	2.9028	2.9623	18078.69	18102.69	24.00	1.19	1.19	1.19	1715	34.7
18-Jul-16	14:05	Fine	016510	2.8738	2.9212	18108.69	18132.69	24.00	1.09	1.09	1.09	1564	30.3
22-Jul-16	8:00	Fine	016480	2.9077	2.9577	18132.69	18156.69	24.00	1.09	1.09	1.09	1565	31.9

Remarks: Due to interruption of electricity, the 24hr TSP was rescheduled from 16 July 2016 to 18 July 2016.

Report on 1-hour TSP monitoring

Action Level ( $\mu\text{g}/\text{m}^3$ ) - 323.4

Limit Level ( $\mu\text{g}/\text{m}^3$ ) - 500

Date	Sampling Time	Weather Condition	Filter paper no.	Filter Weight, g		Elapse Time, hr		Sampling Time, hr	Flow Rate, $\text{m}^3/\text{min}$			Total Volume, $\text{m}^3$	TSP Level, $\mu\text{g}/\text{m}^3$
				Initial	Final	Initial	Final		Initial, $Q_{si}$	Final, $Q_{sf}$	Average		
30-Jun-16	9:22	Cloudy	015789	2.8123	2.8144	18048.69	18049.69	1.00	1.13	1.13	1.13	68	31.1
30-Jun-16	13:00	Cloudy	015770	2.8392	2.8404	18049.69	18050.69	1.00	1.13	1.13	1.13	68	17.7
30-Jun-16	16:40	Cloudy	015766	2.8407	2.8451	18050.69	18051.69	1.00	1.13	1.13	1.13	68	65.1
6-Jul-16	9:35	Rainy	015696	2.8227	2.8266	18075.69	18076.69	1.00	1.20	1.20	1.20	72	54.3
6-Jul-16	13:00	Rainy	015692	2.8281	2.8300	18076.69	18077.69	1.00	1.20	1.20	1.20	72	26.4
6-Jul-16	15:21	Rainy	016430	2.8993	2.9056	18077.69	18078.69	1.00	1.20	1.20	1.20	72	87.7
12-Jul-16	9:12	Cloudy	016416	2.9414	2.9465	18102.69	18103.69	1.00	1.16	1.16	1.16	70	73.3
12-Jul-16	10:15	Cloudy	016420	2.9077	2.9116	18103.69	18104.69	1.00	1.13	1.13	1.13	68	57.7
12-Jul-16	13:00	Cloudy	016424	2.9297	2.9346	18104.69	18105.69	1.00	1.13	1.13	1.13	68	72.5
18-Jul-16	9:18	Fine	016364	2.8438	2.8474	18105.69	18106.69	1.00	1.09	1.09	1.09	65	55.2
18-Jul-16	10:55	Fine	016382	2.8303	2.8349	18106.69	18107.69	1.00	1.09	1.09	1.09	65	70.6
18-Jul-16	13:00	Fine	016512	2.8942	2.9000	18107.69	18108.69	1.00	1.15	1.15	1.15	69	84.3
23-Jul-16	9:02	Fine	016678	2.9334	2.9379	18156.69	18157.69	1.00	1.09	1.09	1.09	65	69.0
23-Jul-16	10:23	Fine	016655	2.8865	2.8912	18157.69	18158.69	1.00	1.09	1.09	1.09	65	72.1
23-Jul-16	13:00	Fine	016652	2.8829	2.8900	18158.69	18159.69	1.00	1.09	1.09	1.09	65	108.9



Location: CMA3a - CWB PRE Site Office Area

Report on 24-hour TSP monitoring

Action Level ( $\mu\text{g}/\text{m}^3$ ) - 171

Limit Level ( $\mu\text{g}/\text{m}^3$ ) - 260

Date	Sampling Time	Weather Condition	Filter paper no.	Filter Weight, g		Elapse Time, hr		Sampling Time, hr	Flow Rate, $\text{m}^3/\text{min}$			Total Volume, $\text{m}^3$	TSP Level, $\mu\text{g}/\text{m}^3$
				Initial	Final	Initial	Final		Initial, $Q_{si}$	Final, $Q_{sf}$	Average		
29-Jun-16	8:00	Rainy	016239	2.8456	2.9270	5499.54	5523.54	24.00	1.24	1.24	1.24	1791	45.4
5-Jul-16	8:00	Cloudy	015762	2.8229	2.8551	5526.55	5550.55	24.00	1.13	1.13	1.13	1627	19.8
11-Jul-16	8:00	Cloudy	015678	2.8499	2.9397	5553.54	5577.54	24.00	1.24	1.24	1.24	1788	50.2
16-Jul-16	8:00	Fine	016398	2.8366	2.9244	5580.54	5604.54	24.00	1.16	1.16	1.16	1671	52.5
22-Jul-16	8:00	Fine	015592	2.8491	2.9253	5607.54	5631.54	24.00	1.16	1.16	1.16	1675	45.5

Report on 1-hour TSP monitoring

Action Level ( $\mu\text{g}/\text{m}^3$ ) - 311.3

Limit Level ( $\mu\text{g}/\text{m}^3$ ) - 500

Date	Sampling Time	Weather Condition	Filter paper no.	Filter Weight, g		Elapse Time, hr		Sampling Time, hr	Flow Rate, $\text{m}^3/\text{min}$			Total Volume, $\text{m}^3$	TSP Level, $\mu\text{g}/\text{m}^3$
				Initial	Final	Initial	Final		Initial, $Q_{si}$	Final, $Q_{sf}$	Average		
30-Jun-16	9:05	Cloudy	016236	2.8425	2.8455	5523.54	5524.54	1.00	1.19	1.19	1.19	71	42.2
30-Jun-16	11:00	Cloudy	016227	2.8285	2.8323	5524.54	5525.54	1.00	1.19	1.19	1.19	71	53.4
30-Jun-16	16:11	Cloudy	016228	2.8356	2.8389	5525.54	5526.54	1.00	1.19	1.19	1.19	71	46.4
6-Jul-16	9:15	Rainy	015756	2.8169	2.8191	5550.55	5551.55	1.00	1.13	1.13	1.13	68	32.4
6-Jul-16	10:50	Rainy	015684	2.8335	2.8349	5551.55	5552.55	1.00	1.16	1.16	1.16	70	20.1
6-Jul-16	13:00	Rainy	015681	2.8178	2.8209	5552.55	5553.55	1.00	1.25	1.25	1.25	75	41.4
12-Jul-16	8:50	Cloudy	015675	2.8592	2.8610	5577.54	5578.54	1.00	1.24	1.24	1.24	75	24.1
12-Jul-16	10:25	Cloudy	016434	2.8880	2.8903	5578.54	5579.54	1.00	1.24	1.24	1.24	75	30.8
12-Jul-16	13:00	Cloudy	015392	2.8392	2.8439	5579.54	5580.54	1.00	1.24	1.24	1.24	75	63.0
18-Jul-16	8:45	Fine	016400	2.8499	2.8535	5604.54	5605.54	1.00	1.10	1.10	1.10	66	54.8
18-Jul-16	10:25	Fine	016403	2.8537	2.8572	5605.54	5606.54	1.00	1.03	1.03	1.03	62	56.7
18-Jul-16	13:00	Fine	015594	2.8667	2.8721	5606.54	5607.54	1.00	1.16	1.16	1.16	70	77.4
23-Jul-16	8:40	Fine	016644	2.8840	2.8900	5631.54	5632.54	1.00	1.16	1.16	1.16	70	86.0
23-Jul-16	10:10	Fine	016679	2.9203	2.9283	5632.54	5633.54	1.00	1.16	1.16	1.16	70	114.6
23-Jul-16	13:00	Fine	016638	2.8933	2.9031	5633.54	5634.54	1.00	1.16	1.16	1.16	70	140.4



Location: CMA4a - SPCA

Report on 24-hour TSP monitoring

Action Level ( $\mu\text{g}/\text{m}^3$ ) - 171.2  
 Limit Level ( $\mu\text{g}/\text{m}^3$ ) - 260

Date	Sampling Time	Weather Condition	Filter paper no.	Filter Weight, g		Elapse Time, hr		Sampling Time, hr	Flow Rate, $\text{m}^3/\text{min}$			Total Volume, $\text{m}^3$	TSP Level, $\mu\text{g}/\text{m}^3$
				Initial	Final	Initial	Final		Initial, $Q_{si}$	Final, $Q_{sf}$	Average		
29-Jun-16	8:00	Rainy	016202	2.8723	2.9227	22283.24	22307.24	24.00	1.28	1.28	1.28	1842	27.4
5-Jul-16	8:00	Cloudy	015765	2.8294	2.8715	22310.24	22334.24	24.00	1.28	1.28	1.28	1844	22.8
11-Jul-16	8:00	Cloudy	016431	2.9003	2.9596	22337.24	22361.24	24.00	1.30	1.30	1.30	1877	31.6
16-Jul-16	8:00	Fine	015384	2.8524	2.9095	22364.24	22388.24	24.00	1.14	1.14	1.14	1644	34.7
22-Jul-16	8:00	Fine	016511	2.8933	2.9389	22391.24	22415.24	24.00	1.14	1.14	1.14	1646	27.7

Report on 1-hour TSP monitoring

Action Level ( $\mu\text{g}/\text{m}^3$ ) - 312.5  
 Limit Level ( $\mu\text{g}/\text{m}^3$ ) - 500

Date	Sampling Time	Weather Condition	Filter paper no.	Filter Weight, g		Elapse Time, hr		Sampling Time, hr	Flow Rate, $\text{m}^3/\text{min}$			Total Volume, $\text{m}^3$	TSP Level, $\mu\text{g}/\text{m}^3$
				Initial	Final	Initial	Final		Initial, $Q_{si}$	Final, $Q_{sf}$	Average		
30-Jun-16	9:07	Cloudy	015790	2.8187	2.8208	22307.24	22308.24	1.00	1.28	1.28	1.28	77	27.4
30-Jun-16	11:00	Cloudy	015771	2.8381	2.8393	22308.24	22309.24	1.00	1.28	1.28	1.28	77	15.6
30-Jun-16	16:08	Cloudy	015767	2.8489	2.8499	22309.24	22310.24	1.00	1.28	1.28	1.28	77	13.0
6-Jul-16	9:17	Rainy	015753	2.8058	2.8073	22334.24	22335.24	1.00	1.28	1.28	1.28	77	19.5
6-Jul-16	10:49	Rainy	015693	2.8126	2.8136	22335.24	22336.24	1.00	1.28	1.28	1.28	77	13.0
6-Jul-16	16:08	Rainy	015690	2.8271	2.8283	22336.24	22337.24	1.00	1.28	1.28	1.28	77	15.6
12-Jul-16	8:55	Cloudy	016415	2.9473	2.9493	22361.24	22362.24	1.00	1.30	1.30	1.30	78	25.6
12-Jul-16	10:28	Cloudy	016418	2.9174	2.9205	22362.24	22363.24	1.00	1.30	1.30	1.30	78	39.6
12-Jul-16	13:00	Cloudy	016422	2.9252	2.9282	22363.24	22364.24	1.00	1.28	1.28	1.28	77	39.1
18-Jul-16	8:59	Fine	016365	2.8375	2.8391	22388.24	22389.24	1.00	1.14	1.14	1.14	69	23.3
18-Jul-16	10:28	Fine	016361	2.8269	2.8296	22389.24	22390.24	1.00	1.14	1.14	1.14	69	39.4
18-Jul-16	13:00	Fine	016385	2.8367	2.8388	22390.24	22391.24	1.00	1.14	1.14	1.14	69	30.6
23-Jul-16	8:15	Fine	016668	2.9167	2.9201	22415.24	22416.24	1.00	1.19	1.19	1.19	72	47.4
23-Jul-16	10:09	Fine	016656	2.9002	2.9040	22416.24	22417.24	1.00	1.19	1.19	1.19	72	53.0
23-Jul-16	13:00	Fine	016676	2.9082	2.9125	22417.24	22418.24	1.00	1.14	1.14	1.14	69	62.7



Location: CMA5b - Pedestrian Plaza

Report on 24-hour TSP monitoring

Action Level ( $\mu\text{g}/\text{m}^3$ ) - 181  
Limit Level ( $\mu\text{g}/\text{m}^3$ ) - 260

Date	Sampling Time	Weather Condition	Filter paper no.	Filter Weight, g		Elapse Time, hr		Sampling Time, hr	Flow Rate, $\text{m}^3/\text{min}$			Total Volume, $\text{m}^3$	TSP Level, $\mu\text{g}/\text{m}^3$
				Initial	Final	Initial	Final		Initial, $Q_{si}$	Final, $Q_{sf}$	Average		
29-Jun-16	8:00	Rainy	016203	2.8726	2.9616	6827.68	6851.68	24.00	0.70	0.69	0.69	1000	89.0
5-Jul-16	8:00	Cloudy	015760	2.8173	2.9193	6854.68	6878.68	24.00	0.69	0.70	0.70	1002	101.8
12-Jul-16	16:17	Cloudy	015386	2.8609	2.9375	6888.12	6912.12	24.00	0.69	0.69	0.69	997	76.8
16-Jul-16	8:00	Fine	016388	2.8497	2.9315	6912.16	6936.16	24.00	1.00	1.00	1.00	1441	56.7
22-Jul-16	8:00	Fine	016405	2.8524	2.9551	6939.16	6963.16	24.00	1.00	1.00	1.00	1445	71.1

Remarks: Due to interruption of electricity, the 24hr TSP was rescheduled from 11 July 2016 to 12 July 2016.

Report on 1-hour TSP monitoring

Action Level ( $\mu\text{g}/\text{m}^3$ ) - 332  
Limit Level ( $\mu\text{g}/\text{m}^3$ ) - 500

Date	Sampling Time	Weather Condition	Filter paper no.	Filter Weight, g		Elapse Time, hr		Sampling Time, hr	Flow Rate, $\text{m}^3/\text{min}$			Total Volume, $\text{m}^3$	TSP Level, $\mu\text{g}/\text{m}^3$
				Initial	Final	Initial	Final		Initial, $Q_{si}$	Final, $Q_{sf}$	Average		
30-Jun-16	8:06	Cloudy	015784	2.8217	2.8257	6851.68	6852.68	1.00	0.69	0.69	0.69	42	96.2
30-Jun-16	10:18	Cloudy	015787	2.8313	2.8370	6852.68	6853.68	1.00	0.69	0.69	0.69	42	137.1
30-Jun-16	15:21	Cloudy	015768	2.8439	2.8482	6853.68	6854.68	1.00	0.69	0.69	0.69	42	103.4
6-Jul-16	9:03	Rainy	015754	2.8230	2.8272	6878.68	6879.68	1.00	0.77	0.77	0.77	46	90.7
6-Jul-16	10:35	Rainy	015694	2.8150	2.8163	6879.68	6880.68	1.00	0.70	0.70	0.70	42	31.0
6-Jul-16	13:00	Rainy	015687	2.8284	2.8320	6880.68	6881.68	1.00	0.70	0.70	0.70	42	85.9
12-Jul-16	13:00	Cloudy	016408	2.8610	2.8666	6884.37	6885.37	1.00	0.69	0.69	0.69	42	134.6
12-Jul-16	14:12	Cloudy	016425	2.9048	2.9098	6885.37	6886.37	1.00	0.69	0.69	0.69	42	120.2
12-Jul-16	15:15	Cloudy	016383	2.8562	2.8607	6886.37	6887.37	1.00	0.69	0.69	0.69	42	108.2
18-Jul-16	8:46	Fine	016366	2.8503	2.8553	6936.16	6937.16	1.00	1.00	1.00	1.00	60	83.1
18-Jul-16	10:13	Fine	016362	2.8379	2.8418	6937.16	6938.16	1.00	0.88	0.88	0.88	53	74.0
18-Jul-16	13:00	Fine	016359	2.8363	2.8414	6938.16	6939.16	1.00	1.00	1.00	1.00	60	84.8
23-Jul-16	8:02	Fine	016681	2.9299	2.9367	6963.16	6964.16	1.00	0.94	0.94	0.94	56	120.4
23-Jul-16	10:05	Fine	016677	2.9125	2.9223	6964.16	6965.16	1.00	0.94	0.94	0.94	56	173.5
23-Jul-16	13:00	Fine	016653	2.9084	2.9208	6965.16	6966.16	1.00	0.88	0.88	0.88	53	235.0



Location: MA1e - International Finance Centre (Eastern Wing)

Report on 24-hour TSP monitoring

Action Level ( $\mu\text{g}/\text{m}^3$ ) - 173.4

Limit Level ( $\mu\text{g}/\text{m}^3$ ) - 260

Date	Sampling Time	Weather Condition	Filter paper no.	Filter Weight, g		Elapse Time, hr		Sampling Time, hr	Flow Rate, $\text{m}^3/\text{min}$			Total Volume, $\text{m}^3$	TSP Level, $\mu\text{g}/\text{m}^3$
				Initial	Final	Initial	Final		Initial, $Q_{si}$	Final, $Q_{sf}$	Average		
29-Jun-16	8:00	Rainy	015776	2.8433	2.9045	18966.71	18990.71	24.00	1.22	1.22	1.22	1751	35.0
5-Jul-16	8:00	Cloudy	016217	2.8427	2.8865	18993.71	19017.71	24.00	1.22	1.22	1.22	1753	25.0
11-Jul-16	8:00	Cloudy	015740	2.7932	2.8316	19020.65	19044.65	24.00	1.21	1.22	1.21	1748	22.0
16-Jul-16	8:00	Fine	015330	2.8272	2.8846	19047.65	19071.65	24.00	1.19	1.19	1.19	1711	33.5
22-Jul-16	8:00	Fine	016376	2.8559	2.9350	19074.65	19098.65	24.00	1.23	1.23	1.23	1771	44.7

Report on 1-hour TSP monitoring

Action Level ( $\mu\text{g}/\text{m}^3$ ) - 325.1

Limit Level ( $\mu\text{g}/\text{m}^3$ ) - 500

Date	Sampling Time	Weather Condition	Filter paper no.	Filter Weight, g		Elapse Time, hr		Sampling Time, hr	Flow Rate, $\text{m}^3/\text{min}$			Total Volume, $\text{m}^3$	TSP Level, $\mu\text{g}/\text{m}^3$
				Initial	Final	Initial	Final		Initial, $Q_{si}$	Final, $Q_{sf}$	Average		
30-Jun-16	8:01	Cloudy	015773	2.8218	2.8234	18990.71	18991.71	1.00	1.22	1.22	1.22	73	21.9
30-Jun-16	9:03	Cloudy	016225	2.8330	2.8350	18991.71	18992.71	1.00	1.22	1.22	1.22	73	27.4
30-Jun-16	10:05	Cloudy	016222	2.8239	2.8251	18992.71	18993.71	1.00	1.22	1.22	1.22	73	16.5
6-Jul-16	8:05	Rainy	016231	2.8246	2.8277	19017.71	19018.71	1.00	1.22	1.22	1.22	73	42.4
6-Jul-16	9:07	Rainy	015745	2.8239	2.8250	19018.71	19019.71	1.00	1.22	1.22	1.22	73	15.0
6-Jul-16	10:09	Rainy	015742	2.8184	2.8203	19019.71	19020.71	1.00	1.22	1.22	1.22	73	26.0
12-Jul-16	8:30	Cloudy	016306	2.8293	2.8306	19044.65	19045.65	1.00	1.22	1.22	1.22	73	17.8
12-Jul-16	13:00	Cloudy	016308	2.8421	2.8434	19045.65	19046.65	1.00	1.22	1.22	1.22	73	17.8
12-Jul-16	14:03	Cloudy	015333	2.8509	2.8549	19046.65	19047.65	1.00	1.22	1.22	1.22	73	54.9
18-Jul-16	8:03	Fine	016367	2.8439	2.8454	19071.65	19072.65	1.00	1.19	1.19	1.19	71	21.0
18-Jul-16	9:06	Fine	016370	2.8490	2.8502	19072.65	19073.65	1.00	1.19	1.19	1.19	71	16.8
18-Jul-16	10:09	Fine	016373	2.8309	2.8325	19073.65	19074.65	1.00	1.19	1.19	1.19	71	22.4
23-Jul-16	8:01	Fine	016379	2.8510	2.8556	19098.65	19099.65	1.00	1.23	1.23	1.23	74	62.4
23-Jul-16	9:02	Fine	016668	2.9119	2.9158	19099.65	19100.65	1.00	1.23	1.23	1.23	74	52.9
23-Jul-16	10:04	Fine	016665	2.8969	2.9006	19100.65	19101.65	1.00	1.23	1.23	1.23	74	50.2



Location: MA1w - International Finance Centre (Western Wing)

Report on 24-hour TSP monitoring

Action Level ( $\mu\text{g}/\text{m}^3$ ) - 173.4  
Limit Level ( $\mu\text{g}/\text{m}^3$ ) - 260

Date	Sampling Time	Weather Condition	Filter paper no.	Filter Weight, g		Elapse Time, hr		Sampling Time, hr	Flow Rate, $\text{m}^3/\text{min}$			Total Volume, $\text{m}^3$	TSP Level, $\mu\text{g}/\text{m}^3$
				Initial	Final	Initial	Final		Initial, $Q_{si}$	Final, $Q_{sf}$	Average		
29-Jun-16	8:00	Rainy	015775	2.8144	2.8631	18992.16	19016.16	24.00	1.20	1.20	1.20	1727	28.2
5-Jul-16	8:00	Cloudy	016219	2.8605	2.9123	19019.16	19043.16	24.00	1.20	1.20	1.20	1729	30.0
11-Jul-16	8:00	Cloudy	015739	2.8011	2.8553	19046.16	19070.16	24.00	1.20	1.20	1.20	1724	31.4
16-Jul-16	8:00	Fine	015737	2.7995	2.8556	19073.16	19097.16	24.00	1.20	1.20	1.20	1728	32.5
22-Jul-16	8:00	Fine	016377	2.8392	2.9118	19100.16	19124.16	24.00	1.20	1.20	1.20	1731	41.9

Report on 1-hour TSP monitoring

Action Level ( $\mu\text{g}/\text{m}^3$ ) - 325.1  
Limit Level ( $\mu\text{g}/\text{m}^3$ ) - 500

Date	Sampling Time	Weather Condition	Filter paper no.	Filter Weight, g		Elapse Time, hr		Sampling Time, hr	Flow Rate, $\text{m}^3/\text{min}$			Total Volume, $\text{m}^3$	TSP Level, $\mu\text{g}/\text{m}^3$
				Initial	Final	Initial	Final		Initial, $Q_{si}$	Final, $Q_{sf}$	Average		
30-Jun-16	8:05	Cloudy	015772	2.8350	2.8363	19016.16	19017.16	1.00	1.20	1.20	1.20	72	18.1
30-Jun-16	9:07	Cloudy	016224	2.8456	2.8468	19017.16	19018.16	1.00	1.20	1.20	1.20	72	16.7
30-Jun-16	10:09	Cloudy	016221	2.8380	2.8390	19018.16	19019.16	1.00	1.20	1.20	1.20	72	13.9
6-Jul-16	8:02	Rainy	016232	2.8151	2.8176	19043.16	19044.16	1.00	1.20	1.20	1.20	72	34.7
6-Jul-16	9:04	Rainy	015746	2.8258	2.8276	19044.16	19045.16	1.00	1.20	1.20	1.20	72	25.0
6-Jul-16	10:06	Rainy	015743	2.8269	2.8280	19045.16	19046.16	1.00	1.20	1.20	1.20	72	15.3
12-Jul-16	8:20	Cloudy	016305	2.8312	2.8328	19070.16	19071.16	1.00	1.20	1.20	1.20	72	22.2
12-Jul-16	13:00	Cloudy	016307	2.8281	2.8295	19071.16	19072.16	1.00	1.20	1.20	1.20	72	19.5
12-Jul-16	14:05	Cloudy	015332	2.8472	2.8510	19072.16	19073.16	1.00	1.20	1.20	1.20	72	52.8
18-Jul-16	8:05	Fine	016368	2.8498	2.8511	19097.16	19098.16	1.00	1.20	1.20	1.20	72	18.0
18-Jul-16	9:07	Fine	016371	2.8258	2.8269	19098.16	19099.16	1.00	1.20	1.20	1.20	72	15.3
18-Jul-16	10:09	Fine	016374	2.8297	2.8309	19099.16	19100.16	1.00	1.20	1.20	1.20	72	16.6
23-Jul-16	8:05	Fine	016380	2.8550	2.8575	19124.16	19125.16	1.00	1.20	1.20	1.20	72	34.7
23-Jul-16	9:07	Fine	016667	2.9311	2.9344	19125.16	19126.16	1.00	1.20	1.20	1.20	72	45.8
23-Jul-16	10:09	Fine	016664	2.8836	2.8859	19126.16	19127.16	1.00	1.20	1.20	1.20	72	31.9



Location: CMA1b - Oil Street Site Office

Report on 24-hour TSP monitoring

Action Level ( $\mu\text{g}/\text{m}^3$ ) - 176.7

Limit Level ( $\mu\text{g}/\text{m}^3$ ) - 260

Date	Sampling Time	Weather Condition	Filter paper no.	Filter Weight, g		Elapse Time, hr		Sampling Time, hr	Flow Rate, $\text{m}^3/\text{min}$			Total Volume, $\text{m}^3$	TSP Level, $\mu\text{g}/\text{m}^3$
				Initial	Final	Initial	Final		Initial, $Q_{si}$	Final, $Q_{sf}$	Average		
28-Jul-16	8:00	Fine	16636	2.9000	2.9818	8511.88	8535.88	24.00	1.12	1.12	1.12	1612	50.8
3-Aug-16	8:00	Rainy	16607	2.8527	2.8887	8538.88	8562.88	24.00	1.12	1.12	1.12	1617	22.3
10-Aug-16	15:35	Rainy	16974	2.7197	2.8294	8592.94	8616.94	24.00	1.22	1.23	1.23	1765	62.2
15-Aug-16	8:00	Rainy	16982	2.7335	2.8304	8616.94	8640.94	24.00	1.12	1.12	1.12	1609	60.2
20-Aug-16	8:00	Cloudy	16939	2.7676	2.9396	8643.95	8667.95	24.00	1.12	1.12	1.12	1612	106.7
26-Aug-16	8:00	Fine	17062	2.8024	3.0075	8670.95	8694.95	24.00	1.12	1.12	1.12	1609	127.5

Remarks: Due to interruption of electricity, the 24hr TSP was rescheduled from 9 August 2016 to 10 August 2016.

Report on 1-hour TSP monitoring

Action Level ( $\mu\text{g}/\text{m}^3$ ) - 320.1

Limit Level ( $\mu\text{g}/\text{m}^3$ ) - 500

Date	Sampling Time	Weather Condition	Filter paper no.	Filter Weight, g		Elapse Time, hr		Sampling Time, hr	Flow Rate, $\text{m}^3/\text{min}$			Total Volume, $\text{m}^3$	TSP Level, $\mu\text{g}/\text{m}^3$
				Initial	Final	Initial	Final		Initial, $Q_{si}$	Final, $Q_{sf}$	Average		
29-Jul-16	8:25	Fine	16615	2.9014	2.9068	8535.88	8536.88	1.00	1.12	1.12	1.12	67	80.4
29-Jul-16	13:00	Fine	16613	2.8653	2.8750	8536.88	8537.88	1.00	1.12	1.12	1.12	67	144.5
29-Jul-16	16:55	Fine	16609	2.8574	2.8737	8537.88	8538.88	1.00	1.12	1.12	1.12	67	242.8
4-Aug-16	8:50	Rainy	15615	2.8443	2.8484	8562.88	8563.88	1.00	1.12	1.12	1.12	67	60.8
4-Aug-16	10:30	Rainy	15612	2.8352	2.8384	8563.88	8564.88	1.00	1.12	1.12	1.12	67	47.5
4-Aug-16	13:00	Rainy	15609	2.8408	2.8478	8564.88	8565.88	1.00	1.12	1.12	1.12	67	103.8
10-Aug-16	11:00	Rainy	15607	2.8643	2.8801	8589.94	8590.94	1.00	1.23	1.23	1.23	74	214.7
10-Aug-16	13:00	Rainy	16901	2.6553	2.6611	8590.94	8591.94	1.00	1.23	1.23	1.23	74	78.8
10-Aug-16	14:25	Rainy	16900	2.6694	2.6740	8591.94	8592.94	1.00	1.23	1.23	1.23	74	62.5
16-Aug-16	9:05	Rainy	16951	2.7188	2.7248	8640.94	8641.94	1.00	1.12	1.12	1.12	67	89.5
16-Aug-16	10:07	Rainy	16943	2.7463	2.7511	8641.94	8642.94	1.00	1.12	1.12	1.12	67	71.6
16-Aug-16	13:00	Rainy	16915	2.7157	2.7229	8642.94	8643.94	1.00	1.12	1.12	1.12	67	107.4
22-Aug-16	9:30	Fine	17068	2.8150	2.8258	8667.95	8668.95	1.00	1.12	1.12	1.12	67	160.9
22-Aug-16	13:00	Fine	17065	2.8268	2.8501	8668.95	8669.95	1.00	1.22	1.22	1.22	73	317.2
22-Aug-16	16:30	Fine	17064	2.7971	2.8162	8669.95	8670.95	1.00	1.12	1.12	1.12	67	284.6
27-Aug-16	8:45	Cloudy	017059	2.8108	2.8225	8694.95	8695.95	1.00	1.12	1.12	1.12	67	174.5
27-Aug-16	10:15	Cloudy	017056	2.8179	2.8328	8695.95	8696.95	1.00	1.12	1.12	1.12	67	222.2
27-Aug-16	13:00	Cloudy	017053	2.8092	2.8356	8696.95	8697.95	1.00	1.12	1.12	1.12	67	393.7



Location: CMA2a - Causeway Bay Community Centre

Report on 24-hour TSP monitoring  
Action Level ( $\mu\text{g}/\text{m}^3$ ) - 169.5  
Limit Level ( $\mu\text{g}/\text{m}^3$ ) - 260

Date	Sampling Time	Weather Condition	Filter paper no.	Filter Weight, g		Elapse Time, hr		Sampling Time, hr	Flow Rate, $\text{m}^3/\text{min}$			Total Volume, $\text{m}^3$	TSP Level, $\mu\text{g}/\text{m}^3$
				Initial	Final	Initial	Final		Initial, $Q_{si}$	Final, $Q_{sf}$	Average		
28-Jul-16	8:00	Fine	16651	2.9040	2.9774	18159.69	18183.69	24.00	1.15	1.15	1.15	1653	44.4
3-Aug-16	8:00	Rainy	16618	2.8923	2.9412	18186.69	18210.69	24.00	1.09	1.09	1.09	1571	31.1
9-Aug-16	8:00	Rainy	16584	2.8628	2.9580	18213.69	18237.69	24.00	1.08	1.09	1.09	1565	60.8
15-Aug-16	8:00	Rainy	16972	2.7217	2.7627	18240.69	18264.69	24.00	1.09	1.08	1.08	1562	26.2
20-Aug-16	8:00	Cloudy	16938	2.7706	2.8249	18267.69	18291.69	24.00	1.09	1.09	1.09	1566	34.7
26-Aug-16	8:00	Fine	17063	2.8188	2.8871	18294.69	18318.69	24.00	1.08	1.08	1.08	1562	43.7

Report on 1-hour TSP monitoring  
Action Level ( $\mu\text{g}/\text{m}^3$ ) - 323.4  
Limit Level ( $\mu\text{g}/\text{m}^3$ ) - 500

Date	Sampling Time	Weather Condition	Filter paper no.	Filter Weight, g		Elapse Time, hr		Sampling Time, hr	Flow Rate, $\text{m}^3/\text{min}$			Total Volume, $\text{m}^3$	TSP Level, $\mu\text{g}/\text{m}^3$
				Initial	Final	Initial	Final		Initial, $Q_{si}$	Final, $Q_{sf}$	Average		
29-Jul-16	9:31	Fine	16670	2.9209	2.9273	18183.69	18184.69	1.00	1.09	1.09	1.09	65	98.2
29-Jul-16	13:00	Fine	16627	2.8947	2.9030	18184.69	18185.69	1.00	1.09	1.09	1.09	65	127.3
29-Jul-16	16:58	Fine	16621	2.9176	2.9267	18185.69	18186.69	1.00	1.09	1.09	1.09	65	139.6
4-Aug-16	8:02	Rainy	16496	2.8846	2.8869	18210.69	18211.69	1.00	1.09	1.09	1.09	66	35.1
4-Aug-16	10:31	Rainy	16503	2.8943	2.8988	18211.69	18212.69	1.00	1.09	1.09	1.09	66	68.7
4-Aug-16	13:00	Rainy	16507	2.8828	2.8856	18212.69	18213.69	1.00	1.09	1.09	1.09	66	42.7
10-Aug-16	9:09	Rainy	16508	2.8957	2.9010	18237.69	18238.69	1.00	1.09	1.09	1.09	65	81.1
10-Aug-16	10:49	Rainy	16962	2.7323	2.7360	18238.69	18239.69	1.00	1.09	1.09	1.09	65	56.7
10-Aug-16	13:00	Rainy	16973	2.7161	2.7202	18239.69	18240.69	1.00	1.09	1.09	1.09	65	62.8
16-Aug-16	8:10	Rainy	16953	2.7277	2.7316	18264.69	18265.69	1.00	1.08	1.08	1.08	65	59.9
16-Aug-16	9:12	Rainy	16944	2.7324	2.7348	18265.69	18266.69	1.00	1.08	1.08	1.08	65	36.9
16-Aug-16	10:50	Rainy	16916	2.7148	2.7164	18266.69	18267.69	1.00	1.08	1.08	1.08	65	24.6
22-Aug-16	9:31	Fine	16321	2.7035	2.7073	18291.69	18292.69	1.00	1.09	1.09	1.09	65	58.3
22-Aug-16	13:00	Fine	17080	2.8219	2.8264	18292.69	18293.69	1.00	1.09	1.09	1.09	65	69.1
22-Aug-16	15:00	Fine	17100	2.8029	2.8083	18293.69	18294.69	1.00	1.21	1.21	1.21	72	74.5
27-Aug-16	8:49	Cloudy	017004	2.7344	2.7413	18318.69	18319.69	1.00	1.21	1.21	1.21	72	95.3
27-Aug-16	10:12	Cloudy	017047	2.8112	2.8183	18319.69	18320.69	1.00	1.21	1.21	1.21	72	98.1
27-Aug-16	13:00	Cloudy	016912	2.6750	2.6912	18320.69	18321.69	1.00	1.21	1.21	1.21	72	223.8





Location: CMA3a - CWB PRE Site Office Area

Report on 24-hour TSP monitoring

Action Level ( $\mu\text{g}/\text{m}^3$ ) - 171

Limit Level ( $\mu\text{g}/\text{m}^3$ ) - 260

Date	Sampling Time	Weather Condition	Filter paper no.	Filter Weight, g		Elapse Time, hr		Sampling Time, hr	Flow Rate, $\text{m}^3/\text{min}$			Total Volume, $\text{m}^3$	TSP Level, $\mu\text{g}/\text{m}^3$
				Initial	Final	Initial	Final		Initial, $Q_{si}$	Final, $Q_{sf}$	Average		
28-Jul-16	8:00	Fine	16634	2.9050	2.9925	5634.55	5658.55	24.00	1.16	1.16	1.16	1675	52.2
3-Aug-16	8:00	Rainy	16608	2.8768	2.9088	5661.55	5685.55	24.00	1.03	1.04	1.03	1489	21.5
9-Aug-16	8:00	Rainy	15608	2.8327	2.9878	5688.55	5712.55	24.00	1.16	1.17	1.16	1674	92.6
15-Aug-16	8:00	Rainy	16892	2.6935	2.7604	5715.56	5739.56	24.00	1.03	1.03	1.03	1479	45.2
20-Aug-16	8:00	Cloudy	16923	2.7171	2.8136	5742.57	5766.57	24.00	1.10	1.10	1.10	1580	61.1
27-Aug-16	13:00	Cloudy	17060	2.8137	2.8896	5772.58	5796.58	24.00	1.03	1.03	1.03	1482	51.2

Remarks: Due to interruption of electricity, the 24hr TSP was rescheduled from 26 August 2016 to 27 August 2016.

Report on 1-hour TSP monitoring

Action Level ( $\mu\text{g}/\text{m}^3$ ) - 311.3

Limit Level ( $\mu\text{g}/\text{m}^3$ ) - 500

Date	Sampling Time	Weather Condition	Filter paper no.	Filter Weight, g		Elapse Time, hr		Sampling Time, hr	Flow Rate, $\text{m}^3/\text{min}$			Total Volume, $\text{m}^3$	TSP Level, $\mu\text{g}/\text{m}^3$
				Initial	Final	Initial	Final		Initial, $Q_{si}$	Final, $Q_{sf}$	Average		
29-Jul-16	9:10	Fine	16616	2.9092	2.9147	5658.55	5659.55	1.00	1.03	1.03	1.03	62	89.1
29-Jul-16	10:56	Fine	16614	2.8621	2.8674	5659.55	5660.55	1.00	1.03	1.03	1.03	62	85.8
29-Jul-16	16:26	Fine	16610	2.8402	2.8504	5660.55	5661.55	1.00	1.16	1.16	1.16	70	146.2
4-Aug-16	8:35	Rainy	15616	2.8536	2.8556	5685.55	5686.55	1.00	1.10	1.10	1.10	66	30.2
4-Aug-16	10:10	Rainy	15613	2.8411	2.8433	5686.55	5687.55	1.00	1.04	1.04	1.04	62	35.4
4-Aug-16	13:00	Rainy	15610	2.8389	2.8414	5687.55	5688.55	1.00	1.17	1.17	1.17	70	35.6
10-Aug-16	8:40	Rainy	16975	2.7148	2.7208	5712.55	5713.55	1.00	1.17	1.17	1.17	70	85.8
10-Aug-16	10:30	Rainy	16904	2.6506	2.6598	5713.55	5714.55	1.00	1.13	1.13	1.13	68	135.5
10-Aug-16	13:00	Rainy	16902	2.6543	2.6608	5714.55	5715.55	1.00	1.17	1.17	1.17	70	93.0
16-Aug-16	8:45	Rainy	16954	2.7184	2.7217	5739.56	5740.56	1.00	1.03	1.03	1.03	62	53.6
16-Aug-16	9:56	Rainy	16946	2.7388	2.7420	5740.56	5741.56	1.00	1.03	1.03	1.03	62	51.9
16-Aug-16	11:00	Rainy	16924	2.7187	2.7215	5741.56	5742.56	1.00	1.03	1.03	1.03	62	45.4
22-Aug-16	9:15	Fine	17069	2.8255	2.8290	5766.57	5767.57	1.00	1.16	1.16	1.16	70	50.2
22-Aug-16	13:00	Fine	17066	2.8216	2.8239	5767.57	5768.57	1.00	1.13	1.13	1.13	68	34.0
22-Aug-16	16:53	Fine	17101	2.8113	2.8166	5768.57	5769.57	1.00	1.16	1.16	1.16	70	76.0
27-Aug-16	8:03	Cloudy	017072	2.8337	2.8460	5769.58	5770.58	1.00	1.16	1.16	1.16	70	176.6
27-Aug-16	9:55	Cloudy	017057	2.8037	2.8092	5770.58	5771.58	1.00	1.16	1.16	1.16	70	79.0
27-Aug-16	11:00	Cloudy	017054	2.7976	2.8027	5771.58	5772.58	1.00	1.16	1.16	1.16	70	73.2



Location: CMA4a - SPCA

Report on 24-hour TSP monitoring

Action Level ( $\mu\text{g}/\text{m}^3$ ) - 171.2  
Limit Level ( $\mu\text{g}/\text{m}^3$ ) - 260

Date	Sampling Time	Weather Condition	Filter paper no.	Filter Weight, g		Elapse Time, hr		Sampling Time, hr	Flow Rate, $\text{m}^3/\text{min}$			Total Volume, $\text{m}^3$	TSP Level, $\mu\text{g}/\text{m}^3$
				Initial	Final	Initial	Final		Initial, $Q_{si}$	Final, $Q_{sf}$	Average		
28-Jul-16	8:00	Fine	16649	2.9138	2.9570	22418.24	22442.24	24.00	1.14	1.14	1.14	1646	26.2
3-Aug-16	8:00	Rainy	16619	2.9026	2.9537	22445.24	22469.24	24.00	1.17	1.17	1.17	1689	30.3
9-Aug-16	8:00	Rainy	16585	2.8581	2.9887	22472.24	22496.24	24.00	1.14	1.14	1.14	1646	79.3
15-Aug-16	8:00	Rainy	16969	2.7205	2.7592	22499.24	22523.24	24.00	1.14	1.14	1.14	1644	23.5
20-Aug-16	8:00	Cloudy	16922	2.7137	2.8241	22526.24	22550.24	24.00	1.14	1.14	1.14	1647	67.0
26-Aug-16	8:00	Fine	17073	2.8167	2.9125	22553.24	22577.24	24.00	1.14	1.14	1.14	1644	58.3

Report on 1-hour TSP monitoring

Action Level ( $\mu\text{g}/\text{m}^3$ ) - 312.5  
Limit Level ( $\mu\text{g}/\text{m}^3$ ) - 500

Date	Sampling Time	Weather Condition	Filter paper no.	Filter Weight, g		Elapse Time, hr		Sampling Time, hr	Flow Rate, $\text{m}^3/\text{min}$			Total Volume, $\text{m}^3$	TSP Level, $\mu\text{g}/\text{m}^3$
				Initial	Final	Initial	Final		Initial, $Q_{si}$	Final, $Q_{sf}$	Average		
29-Jul-16	9:16	Fine	16628	2.9106	2.9151	22442.24	22443.24	1.00	1.14	1.14	1.14	69	65.6
29-Jul-16	13:00	Fine	16669	2.9092	2.9157	22443.24	22444.24	1.00	1.17	1.17	1.17	70	92.7
29-Jul-16	16:23	Fine	16622	2.9012	2.9088	22444.24	22445.24	1.00	1.14	1.14	1.14	69	110.8
4-Aug-16	8:03	Rainy	16590	2.8680	2.8690	22469.24	22470.24	1.00	1.20	1.20	1.20	72	13.9
4-Aug-16	10:16	Rainy	16499	2.9155	2.9182	22470.24	22471.24	1.00	1.15	1.15	1.15	69	39.2
4-Aug-16	13:00	Rainy	16506	2.8948	2.8973	22471.24	22472.24	1.00	1.15	1.15	1.15	69	36.3
10-Aug-16	8:43	Rainy	16781	2.8191	2.8227	22496.24	22497.24	1.00	1.14	1.14	1.14	69	52.4
10-Aug-16	10:31	Rainy	16502	2.9250	2.9283	22497.24	22498.24	1.00	1.14	1.14	1.14	69	48.0
10-Aug-16	13:00	Rainy	16960	2.7231	2.7263	22498.24	22499.24	1.00	1.14	1.14	1.14	69	46.6
16-Aug-16	8:15	Rainy	16955	2.7271	2.7303	22523.24	22524.24	1.00	1.14	1.14	1.14	68	46.7
16-Aug-16	9:20	Rainy	16947	2.7308	2.7332	22524.24	22525.24	1.00	1.17	1.17	1.17	70	34.3
16-Aug-16	10:50	Rainy	16925	2.7268	2.7289	22525.24	22526.24	1.00	1.19	1.19	1.19	72	29.3
22-Aug-16	9:12	Fine	16918	2.6920	2.6958	22550.24	22551.24	1.00	1.14	1.14	1.14	69	55.4
22-Aug-16	13:00	Fine	17081	2.8436	2.8465	22551.24	22552.24	1.00	1.14	1.14	1.14	69	42.3
22-Aug-16	14:05	Fine	17102	2.8049	2.8075	22552.24	22553.24	1.00	1.14	1.14	1.14	69	37.9
27-Aug-16	8:35	Cloudy	17005	2.7165	2.7218	22577.24	22578.24	1.00	1.14	1.14	1.14	69	77.4
27-Aug-16	9:57	Cloudy	17048	2.7830	2.7876	22578.24	22579.24	1.00	1.14	1.14	1.14	69	67.2
27-Aug-16	10:59	Cloudy	17044	2.7820	2.7873	22579.24	22580.24	1.00	1.14	1.14	1.14	69	77.4



Location: CMA5b - Pedestrian Plaza

Report on 24-hour TSP monitoring  
Action Level ( $\mu\text{g}/\text{m}^3$ ) - 181  
Limit Level ( $\mu\text{g}/\text{m}^3$ ) - 260

Date	Sampling Time	Weather Condition	Filter paper no.	Filter Weight, g		Elapse Time, hr		Sampling Time, hr	Flow Rate, $\text{m}^3/\text{min}$			Total Volume, $\text{m}^3$	TSP Level, $\mu\text{g}/\text{m}^3$
				Initial	Final	Initial	Final		Initial, $Q_{si}$	Final, $Q_{sf}$	Average		
29-Jul-16	17:25	Fine	16620	2.9090	2.9740	6992.02	7016.02	24.00	0.88	0.88	0.88	1265	51.4
3-Aug-16	8:00	Rainy	16605	2.8536	2.9275	7016.02	7040.02	24.00	0.91	0.88	0.90	1295	57.1
9-Aug-16	8:00	Rainy	16586	2.8758	3.0550	7043.02	7067.02	24.00	0.94	0.94	0.94	1355	132.2
15-Aug-16	8:00	Rainy	16970	2.6981	2.7689	7070.02	7094.02	24.00	0.88	0.88	0.88	1263	56.0
20-Aug-16	8:00	Cloudy	16937	2.7535	2.9296	7097.03	7121.03	24.00	0.94	0.94	0.94	1357	129.8
27-Aug-16	13:26	Cloudy	17042	2.7939	2.9069	7150.49	7174.49	24.00	0.94	0.91	0.93	1333	84.8

Remarks: Due to interruption of electricity, the 24hr TSP was rescheduled from 28 July 2016 and 26 August 2016 to 29 July 2016 and 27 August 2016 respectively.

Report on 1-hour TSP monitoring  
Action Level ( $\mu\text{g}/\text{m}^3$ ) - 332  
Limit Level ( $\mu\text{g}/\text{m}^3$ ) - 500

Date	Sampling Time	Weather Condition	Filter paper no.	Filter Weight, g		Elapse Time, hr		Sampling Time, hr	Flow Rate, $\text{m}^3/\text{min}$			Total Volume, $\text{m}^3$	TSP Level, $\mu\text{g}/\text{m}^3$
				Initial	Final	Initial	Final		Initial, $Q_{si}$	Final, $Q_{sf}$	Average		
29-Jul-16	9:03	Fine	16645	2.9115	2.9189	6989.02	6990.02	1.00	0.91	0.91	0.91	55	135.5
29-Jul-16	13:00	Fine	16626	2.8986	2.9102	6990.02	6991.02	1.00	0.91	0.91	0.91	55	212.4
29-Jul-16	15:22	Fine	16623	2.9177	2.9233	6991.02	6992.02	1.00	0.91	0.91	0.91	55	102.5
4-Aug-16	8:30	Rainy	16591	2.8573	2.8606	7040.02	7041.02	1.00	0.88	0.88	0.88	53	62.2
4-Aug-16	10:02	Rainy	16498	2.8934	2.8995	7041.02	7042.02	1.00	0.95	0.95	0.95	57	107.4
4-Aug-16	13:00	Rainy	16505	2.8944	2.8997	7042.02	7043.02	1.00	0.95	0.95	0.95	57	93.3
10-Aug-16	8:29	Rainy	16782	2.8385	2.8424	7067.02	7068.02	1.00	0.88	0.88	0.88	53	73.8
10-Aug-16	10:14	Rainy	16501	2.8987	2.9076	7068.02	7069.02	1.00	0.94	0.94	0.94	57	157.2
10-Aug-16	15:00	Rainy	16965	2.7122	2.7161	7069.02	7070.02	1.00	0.94	0.94	0.94	57	68.9
16-Aug-16	8:10	Rainy	16956	2.7154	2.7200	7094.02	7095.02	1.00	1.00	1.00	1.00	60	76.6
16-Aug-16	9:20	Rainy	16948	2.7260	2.7311	7095.02	7096.02	1.00	0.94	0.94	0.94	56	90.5
16-Aug-16	10:22	Rainy	16940	2.7526	2.7626	7096.02	7097.02	1.00	0.94	0.97	0.95	57	174.6
22-Aug-16	8:53	Fine	17070	2.8247	2.8451	7121.03	7122.03	1.00	1.03	1.03	1.03	62	328.9
22-Aug-16	10:23	Fine	16919	2.6890	2.6940	7122.03	7123.03	1.00	0.88	0.88	0.88	53	94.8
22-Aug-16	13:00	Fine	17095	2.8082	2.8219	7123.03	7124.03	1.00	0.97	0.94	0.96	57	238.8
27-Aug-16	8:13	Cloudy	17006	2.7250	2.7327	7147.49	7148.49	1.00	0.94	0.94	0.94	56	136.6
27-Aug-16	9:46	Cloudy	17049	2.8008	2.8111	7148.49	7149.49	1.00	0.94	0.91	0.92	55	185.8
27-Aug-16	10:49	Cloudy	17045	2.8171	2.8206	7149.49	7150.49	1.00	0.88	0.88	0.88	53	66.5



Location: MA1e - International Finance Centre (Eastern Wing)

Report on 24-hour TSP monitoring

Action Level ( $\mu\text{g}/\text{m}^3$ ) - 173.4

Limit Level ( $\mu\text{g}/\text{m}^3$ ) - 260

Date	Sampling Time	Weather Condition	Filter paper no.	Filter Weight, g		Elapse Time, hr		Sampling Time, hr	Flow Rate, $\text{m}^3/\text{min}$			Total Volume, $\text{m}^3$	TSP Level, $\mu\text{g}/\text{m}^3$
				Initial	Final	Initial	Final		Initial, $Q_{si}$	Final, $Q_{sf}$	Average		
28-Jul-16	8:00	Fine	16662	2.8925	2.9518	19101.65	19125.65	24.00	1.23	1.23	1.23	1771	33.5
3-Aug-16	8:00	Rainy	16684	2.9198	2.9844	19128.65	19152.65	24.00	1.19	1.19	1.19	1717	37.6
9-Aug-16	8:00	Rainy	16492	2.9141	3.0266	19155.65	19179.65	24.00	1.19	1.19	1.19	1713	65.7
16-Aug-16	12:00	Rainy	16929	2.7301	2.7571	19306.64	19330.64	24.00	1.19	1.19	1.19	1711	15.8
22-Aug-16	12:00	Fine	17085	2.8301	2.8972	19333.64	19357.64	24.00	1.19	1.19	1.19	1712	39.2
26-Aug-16	8:00	Fine	17075	2.8072	2.9078	19357.65	19381.65	24.00	1.19	1.19	1.19	1711	58.8

Remarks: Due to interruption of electricity, the 24hr TSP was rescheduled from 15, 20 August 2016 to 16 and 22 August 2016 respectively.

Report on 1-hour TSP monitoring

Action Level ( $\mu\text{g}/\text{m}^3$ ) - 325.1

Limit Level ( $\mu\text{g}/\text{m}^3$ ) - 500

Date	Sampling Time	Weather Condition	Filter paper no.	Filter Weight, g		Elapse Time, hr		Sampling Time, hr	Flow Rate, $\text{m}^3/\text{min}$			Total Volume, $\text{m}^3$	TSP Level, $\mu\text{g}/\text{m}^3$
				Initial	Final	Initial	Final		Initial, $Q_{si}$	Final, $Q_{sf}$	Average		
29-Jul-16	8:03	Fine	16675	2.9256	2.9285	19125.65	19126.65	1.00	1.19	1.19	1.19	71	40.6
29-Jul-16	9:10	Fine	16674	2.9155	2.9165	19126.65	19127.65	1.00	1.19	1.19	1.19	71	14.0
29-Jul-16	10:15	Fine	16673	2.9101	2.9128	19127.65	19128.65	1.00	1.19	1.19	1.19	71	37.8
4-Aug-16	8:02	Rainy	16483	2.9321	2.9348	19152.65	19153.65	1.00	1.19	1.19	1.19	72	37.7
4-Aug-16	9:04	Rainy	16486	2.9357	2.9367	19153.65	19154.65	1.00	1.19	1.19	1.19	72	14.0
4-Aug-16	10:06	Rainy	16489	2.8973	2.8992	19154.65	19155.65	1.00	1.19	1.19	1.19	72	26.5
10-Aug-16	8:02	Rainy	16495	2.8988	2.9016	19179.65	19180.65	1.00	1.19	1.19	1.19	71	39.2
10-Aug-16	9:04	Rainy	16896	2.6758	2.6790	19180.65	19181.65	1.00	1.19	1.19	1.19	71	44.8
10-Aug-16	10:06	Rainy	16893	2.7001	2.7047	19181.65	19182.65	1.00	1.19	1.19	1.19	71	64.4
16-Aug-16	8:00	Rainy	16957	2.7284	2.7304	19303.64	19304.64	1.00	1.19	1.19	1.19	71	28.1
16-Aug-16	9:03	Rainy	16935	2.7414	2.7443	19304.64	19305.64	1.00	1.19	1.19	1.19	71	40.7
16-Aug-16	10:09	Rainy	16932	2.7503	2.7519	19305.64	19306.64	1.00	1.19	1.19	1.19	71	22.4
22-Aug-16	8:00	Fine	17094	2.7868	2.7888	19330.64	19331.64	1.00	1.19	1.19	1.19	71	28.0
22-Aug-16	9:02	Fine	17091	2.8120	2.8134	19331.64	19332.64	1.00	1.19	1.19	1.19	71	19.6
22-Aug-16	10:04	Fine	17088	2.8156	2.8176	19332.64	19333.64	1.00	1.19	1.19	1.19	71	28.0
27-Aug-16	8:02	Cloudy	17082	2.8469	2.8522	19381.65	19382.65	1.00	1.19	1.19	1.19	71	74.3
27-Aug-16	9:04	Cloudy	17017	2.8267	2.8305	19382.65	19383.65	1.00	1.19	1.19	1.19	71	53.3
27-Aug-16	10:07	Cloudy	17014	2.7265	2.7314	19383.65	19384.65	1.00	1.19	1.19	1.19	71	68.7



Location: MA1w - International Finance Centre (Western Wing)

Report on 24-hour TSP monitoring

Action Level ( $\mu\text{g}/\text{m}^3$ ) - 173.4  
Limit Level ( $\mu\text{g}/\text{m}^3$ ) - 260

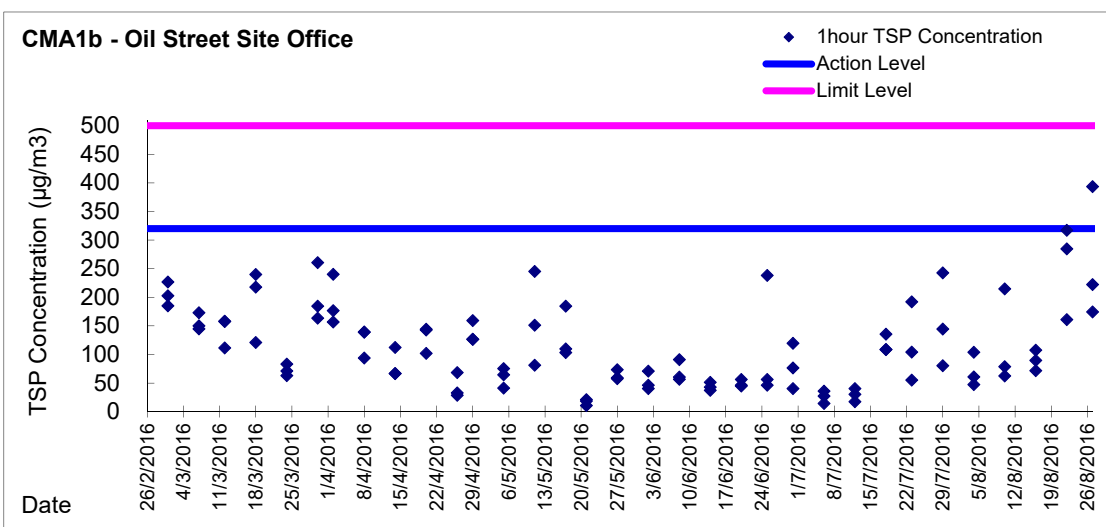
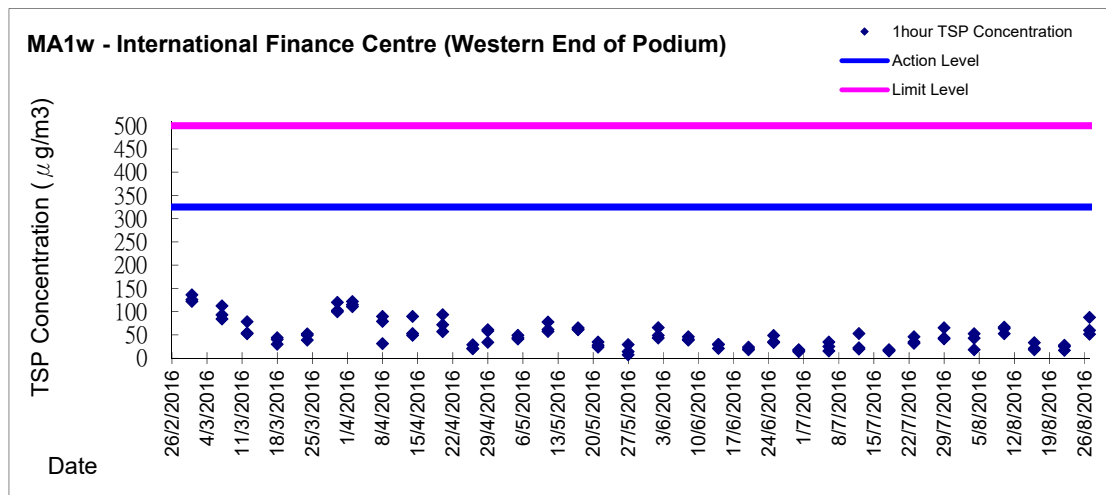
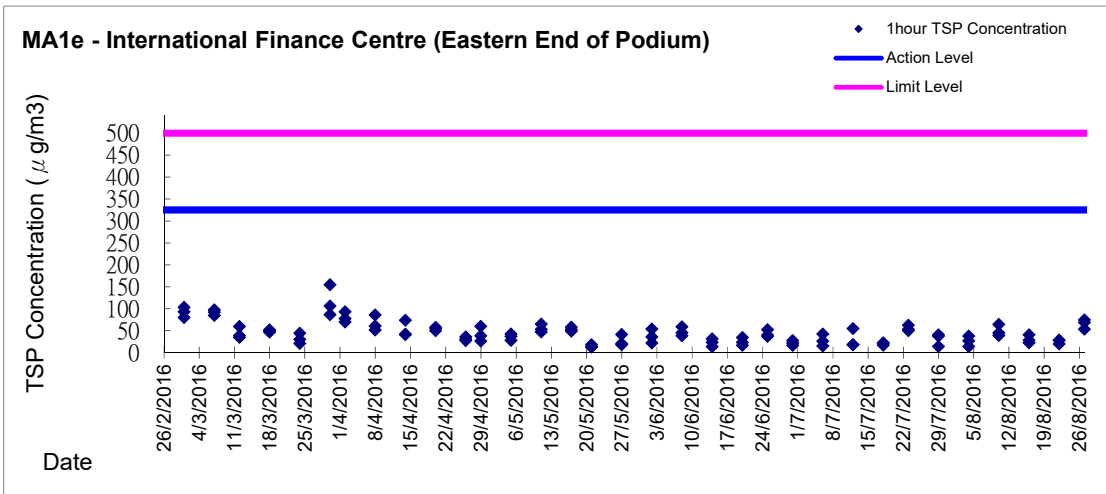
Date	Sampling Time	Weather Condition	Filter paper no.	Filter Weight, g		Elapse Time, hr		Sampling Time, hr	Flow Rate, $\text{m}^3/\text{min}$			Total Volume, $\text{m}^3$	TSP Level, $\mu\text{g}/\text{m}^3$
				Initial	Final	Initial	Final		Initial, $Q_{si}$	Final, $Q_{sf}$	Average		
28-Jul-16	8:00	Fine	16661	2.8894	2.9335	19127.16	19151.16	24.00	1.20	1.20	1.20	1731	25.5
3-Aug-16	8:00	Rainy	16683	2.9076	2.9624	19154.16	19178.16	24.00	1.20	1.21	1.21	1736	31.6
9-Aug-16	8:00	Rainy	16493	2.9178	3.0657	19181.16	19205.16	24.00	1.20	1.20	1.20	1730	85.5
15-Aug-16	8:00	Rainy	16908	2.6833	2.7166	19208.16	19232.16	24.00	1.20	1.20	1.20	1729	19.3
20-Aug-16	8:00	Cloudy	16928	2.7178	2.8296	19235.16	19259.16	24.00	1.20	1.20	1.20	1731	64.6
26-Aug-16	8:00	Fine	17084	2.8214	2.9229	19262.16	19286.16	24.00	1.20	1.20	1.20	1728	58.7

Report on 1-hour TSP monitoring

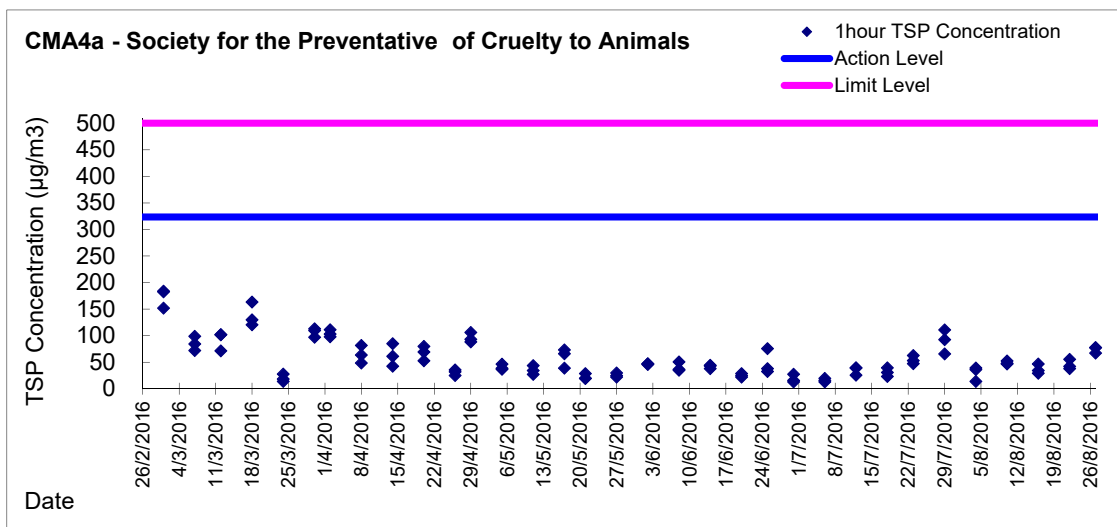
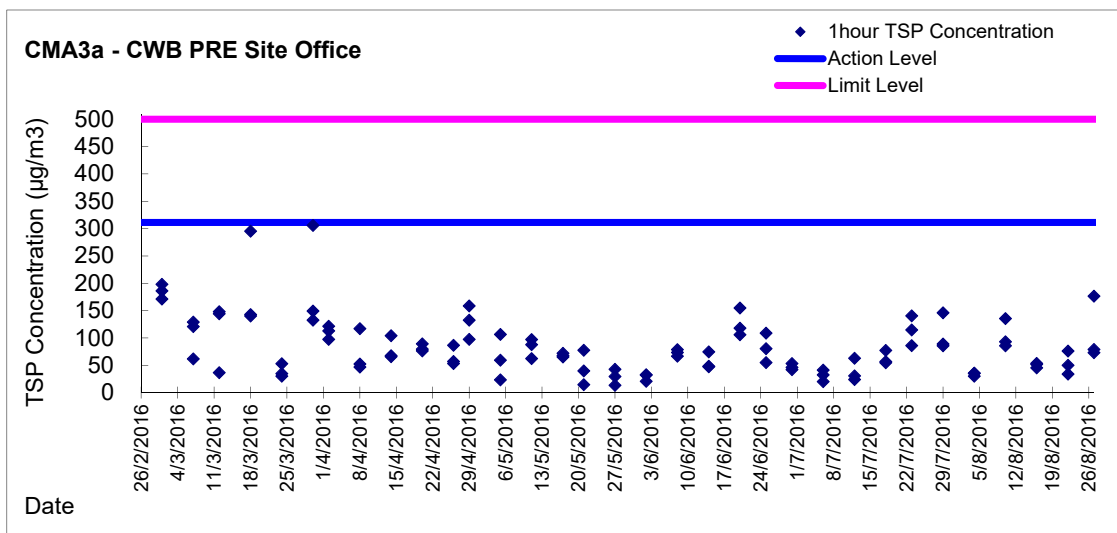
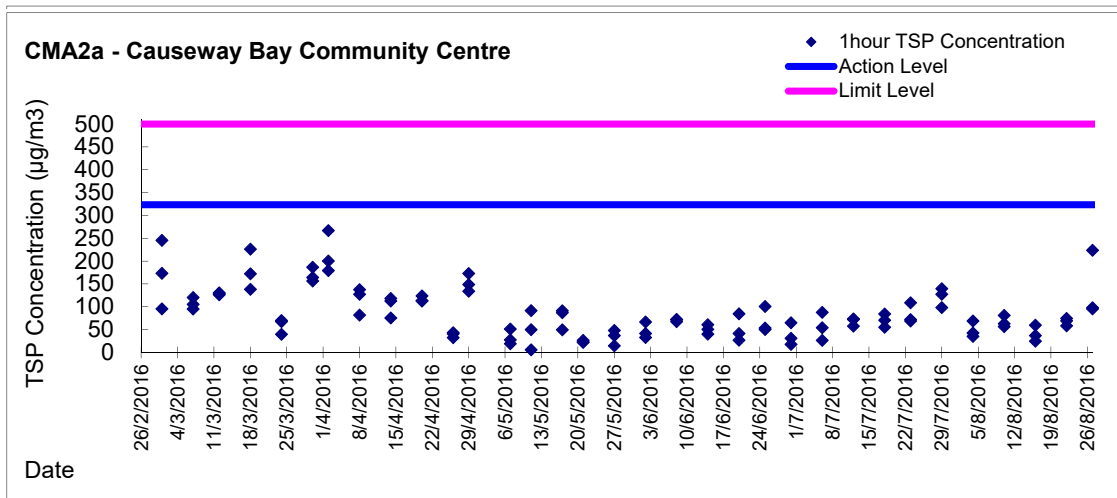
Action Level ( $\mu\text{g}/\text{m}^3$ ) - 325.1  
Limit Level ( $\mu\text{g}/\text{m}^3$ ) - 500

Date	Sampling Time	Weather Condition	Filter paper no.	Filter Weight, g		Elapse Time, hr		Sampling Time, hr	Flow Rate, $\text{m}^3/\text{min}$			Total Volume, $\text{m}^3$	TSP Level, $\mu\text{g}/\text{m}^3$
				Initial	Final	Initial	Final		Initial, $Q_{si}$	Final, $Q_{sf}$	Average		
29-Jul-16	8:05	Fine	16672	2.9016	2.9046	19151.16	19152.16	1.00	1.20	1.20	1.20	72	41.6
29-Jul-16	9:15	Fine	15750	2.8376	2.8407	19152.16	19153.16	1.00	1.20	1.20	1.20	72	43.0
29-Jul-16	10:20	Fine	16446	2.8816	2.8863	19153.16	19154.16	1.00	1.20	1.20	1.20	72	65.2
4-Aug-16	8:05	Rainy	16484	2.9093	2.9124	19178.16	19179.16	1.00	1.21	1.21	1.21	72	42.8
4-Aug-16	9:07	Rainy	16487	2.9227	2.9240	19179.16	19180.16	1.00	1.21	1.21	1.21	72	18.0
4-Aug-16	10:09	Rainy	16490	2.9017	2.9055	19180.16	19181.16	1.00	1.21	1.21	1.21	72	52.5
10-Aug-16	8:05	Rainy	16898	2.6704	2.6750	19205.16	19206.16	1.00	1.20	1.20	1.20	72	63.7
10-Aug-16	9:07	Rainy	16895	2.6829	2.6877	19206.16	19207.16	1.00	1.20	1.20	1.20	72	66.5
10-Aug-16	10:09	Rainy	16911	2.7004	2.7042	19207.16	19208.16	1.00	1.20	1.20	1.20	72	52.6
16-Aug-16	8:05	Rainy	16926	2.7332	2.7356	19232.16	19233.16	1.00	1.20	1.20	1.20	72	33.3
16-Aug-16	9:07	Rainy	16934	2.7349	2.7364	19233.16	19234.16	1.00	1.20	1.20	1.20	72	20.8
16-Aug-16	10:09	Rainy	16931	2.7227	2.7240	19234.16	19235.16	1.00	1.20	1.20	1.20	72	18.1
22-Aug-16	8:05	Fine	17093	2.7861	2.7873	19259.16	19260.16	1.00	1.20	1.20	1.20	72	16.6
22-Aug-16	9:07	Fine	17090	2.8141	2.8159	19260.16	19261.16	1.00	1.20	1.20	1.20	72	25.0
22-Aug-16	10:09	Fine	17087	2.8287	2.8307	19261.16	19262.16	1.00	1.20	1.20	1.20	72	27.7
27-Aug-16	8:05	Cloudy	17019	2.8306	2.8343	19286.16	19287.16	1.00	1.20	1.20	1.20	72	51.4
27-Aug-16	9:07	Cloudy	17016	2.8305	2.8348	19287.16	19288.16	1.00	1.20	1.20	1.20	72	59.7
27-Aug-16	10:09	Cloudy	17013	2.7091	2.7154	19288.16	19289.16	1.00	1.20	1.20	1.20	72	87.5

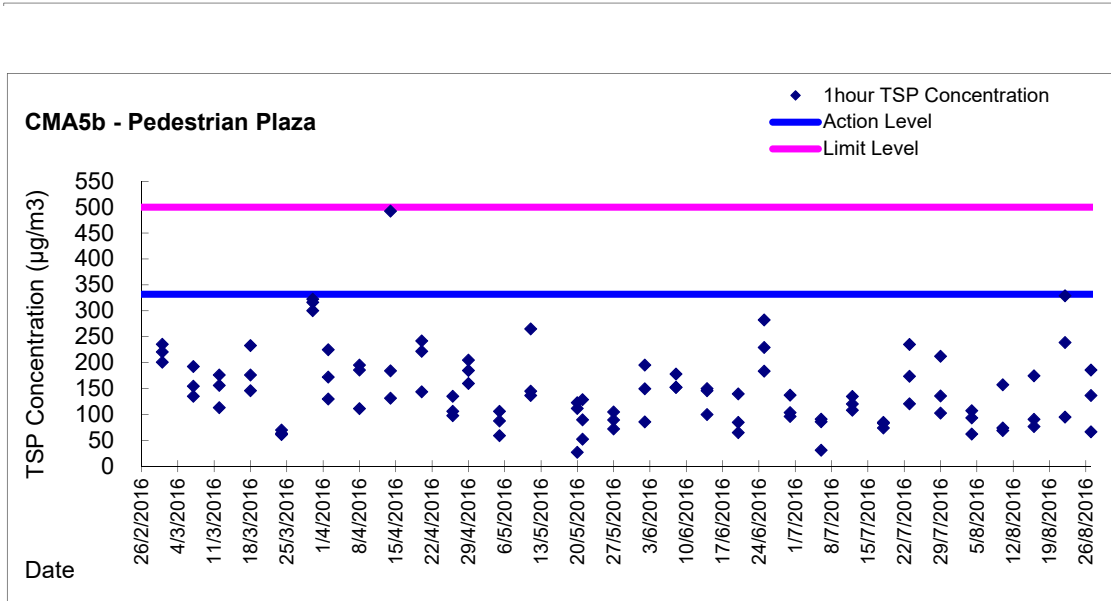
Graphic Presentation of 1 hour TSP Result



Graphic Presentation of 1 hour TSP Result

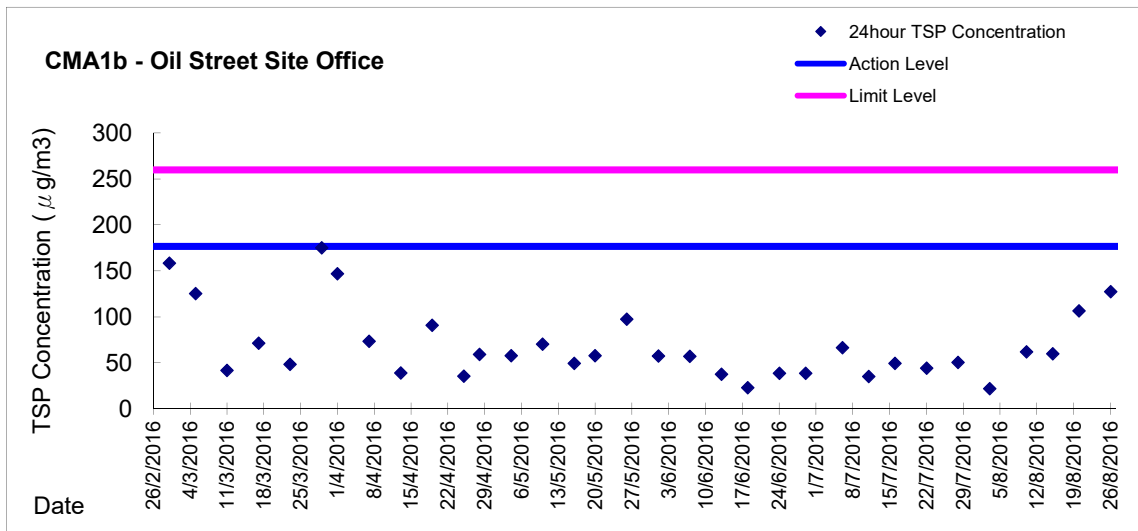
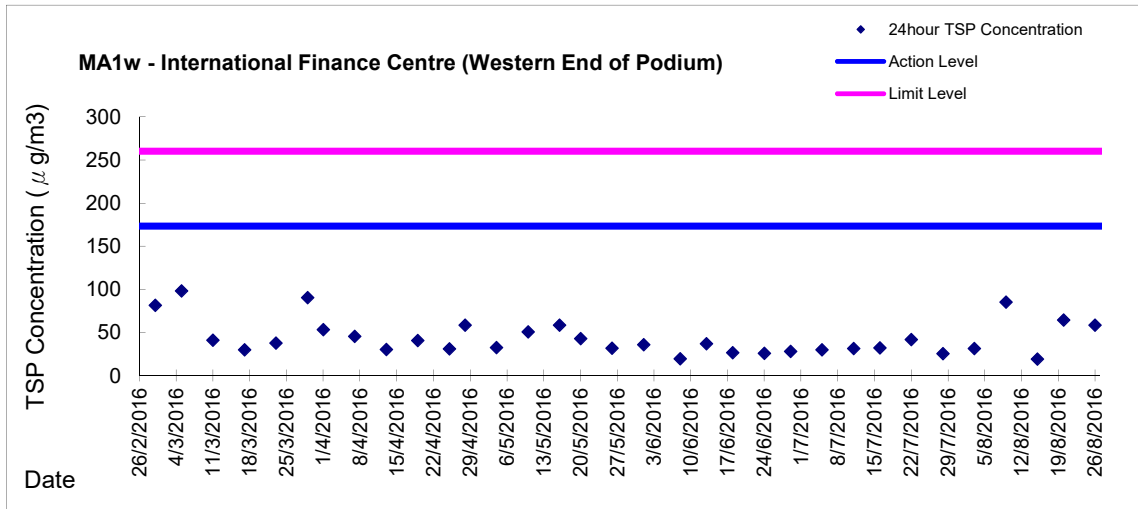
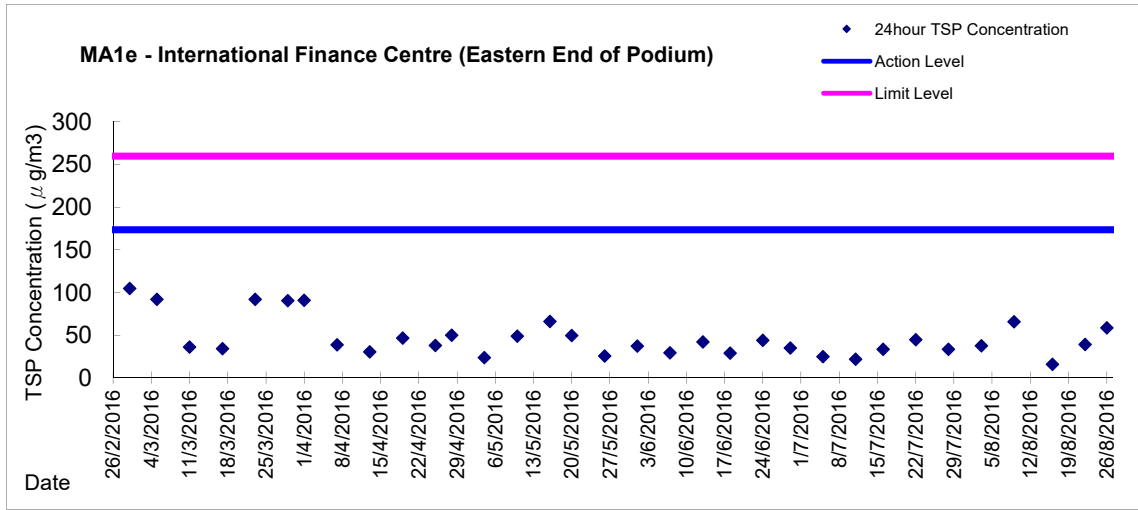


**Graphic Presentation of 1 hour TSP Result**

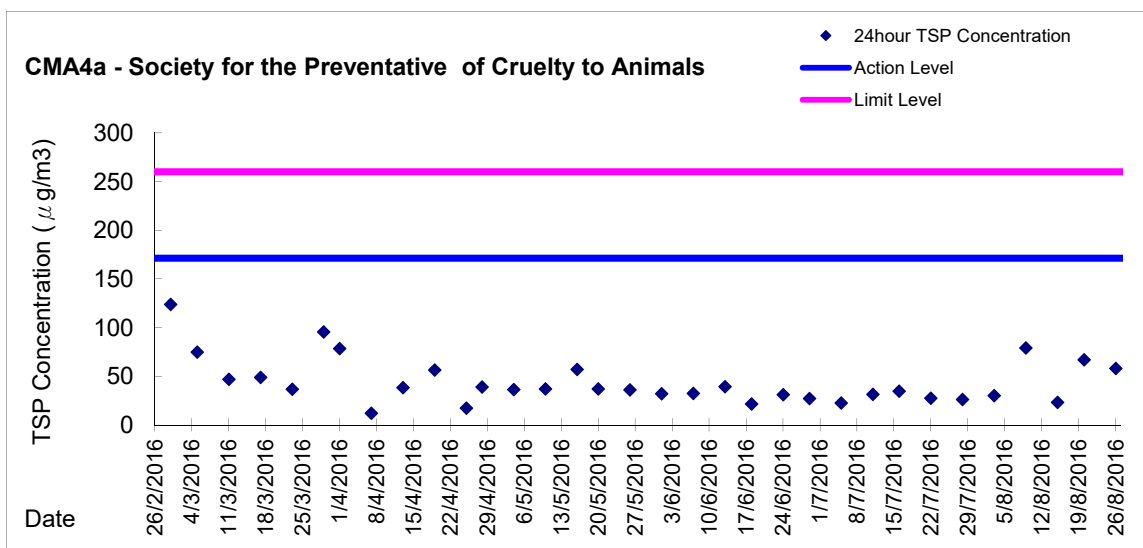
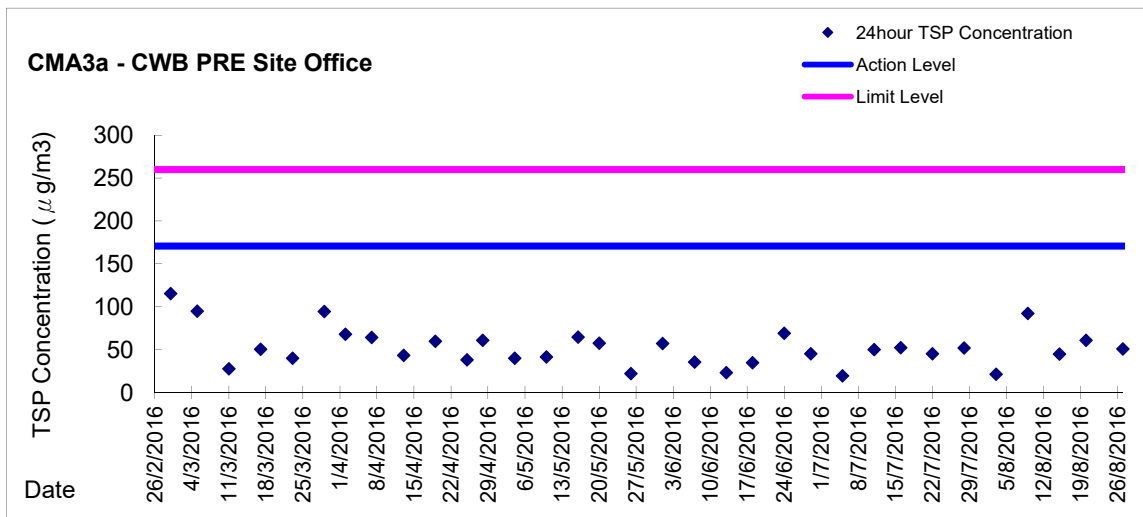
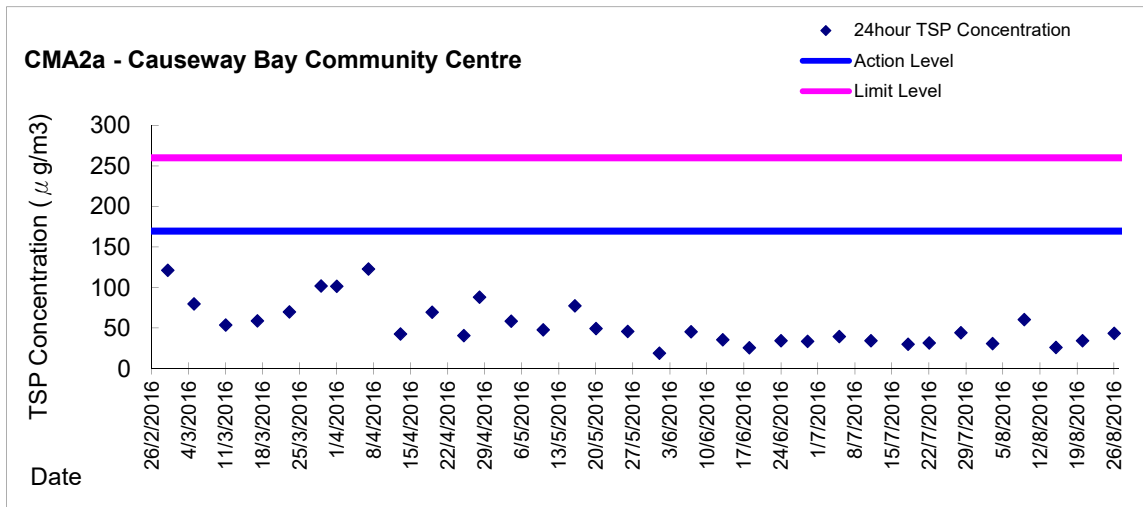




Graphic Presentation of 24 hour TSP Result



Graphic Presentation of 24 hour TSP Result





Graphic Presentation of 24 hour TSP Result

